

COANTE HOJA DE DATOS DE SEGURIDAD

Válido para todas nuestras colecciones.

coante.com





PRÓLOGO

Este manual contiene información importante y recomendaciones sobre el transporte, almacenamiento, manipulación, procesamiento e instalación de los productos "Coante Mineral Surfaces". Los procesos de aplicación de Coante son básicamente similares a las aplicaciones de piedra natural. En este manual se indican las técnicas y principios adicionales necesarios para Coante. Por esta razón, no se describen en detalle todas las etapas de los procesos de fabricación. La información y las recomendaciones incluidas en este manual tienen como objetivo cumplir con las más altas expectativas del cliente, combinando la excelencia de los productos "Coante Mineral Surfaces" con su experiencia y habilidades.

CARACTERÍSTICAS TÉCNICAS

| Nombre De La Prueba | Norma | Unidad | Resultados De La Prueba |
|----------------------------|------------|-------------------|-------------------------------------------|
| Propiedades Físicas | | | |
| Apariencia | - | - | Placa De Una Sola Pieza En Varios Colores |
| Olor | - | - | Sin Olor |
| Absorción De Agua | EN 14617-1 | % | < 0,05 W4 |
| Densidad Aparente | EN 14617-1 | g/cm ³ | 2-2,5 |

| Propiedades De Resistencia | | | |
|-----------------------------------------------------------|--------------------|-------|------------------------------------------------|
| Resistencia A La Flexión | EN 14617-2 | MPa | >35 F4 |
| Resistencia Al Impacto | EN 14617-9 | joule | >3.4 (20 mm) |
| Resistencia A La Abrasión | EN 14617-4 | mm | ≥28 A4 |
| Resistencia Al Deslizamiento | EN 14231 | PVT | seco 41 / húmedo 19 |
| Dureza Mohs | EN 101 /ASTM C1895 | mohs | 7 |
| Resistencia De Adhesión Para Adhesivos | EN 12003 | MPa | 4,20 |
| Resistencia Del Orificio Para Fijación (Orificio De Taco) | EN 14617-8 | N/mm | 92 (875N d1 prom.: 9,5 mm, dist. prom.: 27 mm) |
| Resistencia Eléctrica | EN 14617-13 | Ωm | 2,40 × 10 ¹² |

| Propiedades Químicas | | | |
|-----------------------------|-------------|---|----|
| Resistencia Química | EN 14617-10 | - | C4 |

| Propiedades Térmicas | | | |
|------------------------------------|-------------|-------|-------------------------|
| Expansión Térmica | EN 14617-11 | 1/Δ°C | 19,7 * 10 ⁻⁶ |
| Resistencia Al Choque Térmico | EN 14617-6 | % | >94 |
| Resistencia A Congelación-Deshielo | EN 14617-5 | % | >90 |

| Propiedades De Seguridad | | | |
|---------------------------------|------------|---|-------------------|
| Reacción Al Fuego | EN 13501-1 | - | B ff-s1 (B fl-s1) |

PROPIEDADES FÍSICAS

| Pesos De Las Placas | Espesores | | |
|---------------------|-----------|--------|--------|
| Dimensiones | 1.5 cm | 2 cm | 3 cm |
| 310X152 cm | 145 kg | 235 kg | 352 kg |
| 330X164 cm | 166 kg | 270 kg | 397 kg |

Los valores de peso son aproximados y pueden presentar pequeñas variaciones.

Opciones De Dimensiones Y Espesores De Placas

330x164 cm

310x152 cm

15 mm
 20 mm
 30 mm

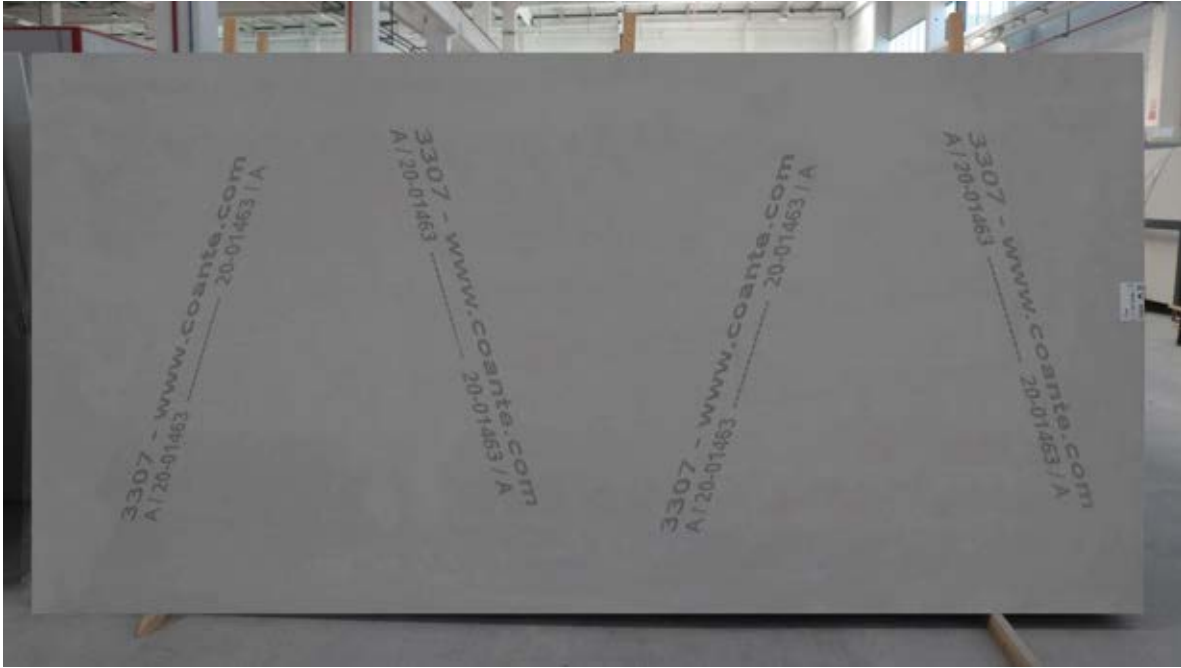
Tolerancia de flexión: Ancho 2 mm, longitud 2,5 mm, diagonal 3 mm
Tolerancia de espesor: Todos los espesores $\pm 1,5$ mm

Información del producto:

Algunos datos importantes del producto se encuentran en la parte posterior de las placas y en la etiqueta del producto.

The diagram shows a product label with the following fields and callouts:

- Top Left:** coante Quartz Surfaces logo
- Top Center:** Tipo De Superficie: -P: Pulido, -T: Touch
- Top Right:** CE, TSE, NSF logos
- Center:** COANTE-ARTEO, Fabricado En Turquía.
- Product Code:** 20124 P - SOLMARIN
- Dimensions & Thickness:** Dimensions (cm) 152X310 X 1.3, Batch Number 1006577
- Quality:** A (with QR code)
- Identification Numbers:** SLAB02000000597324, C020000000000000597324
- Bottom Section:** 20124, LEFT, 1006577, SLAB02000000597324, B0000000000001154, 152X310 X 1.3
- Bottom Right:** Para obtener información sobre nuestros productos certificados por NSF, visite info@nsl.org



Código de producto



Clase de calidad

INSTRUCCIONES DE SALUD Y SEGURIDAD

Cumpla siempre con la normativa local de salud y seguridad laboral y con la legislación vigente durante el transporte, procesamiento o instalación de los productos. Siga los manuales de uso y las instrucciones proporcionadas por los fabricantes de las herramientas y equipos que utilice.

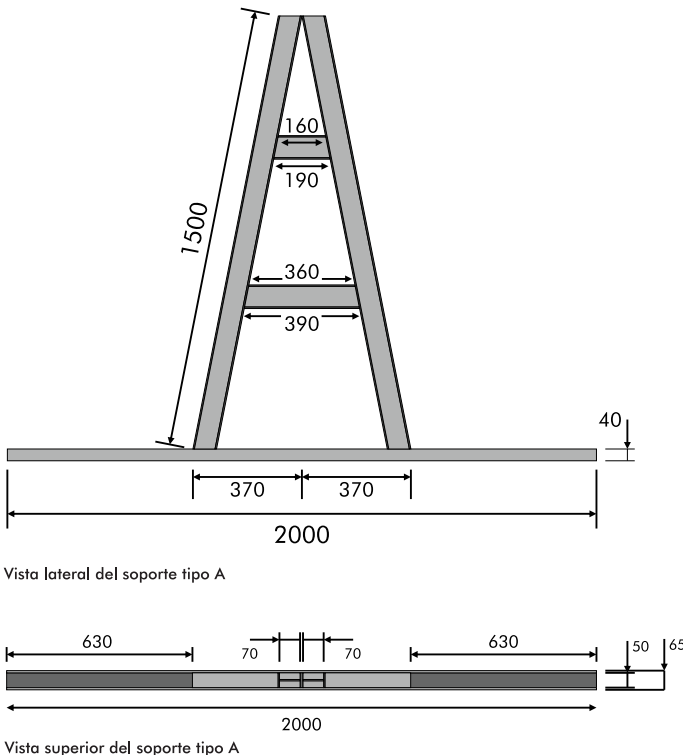
Asegúrese de que los equipos estén bien mantenidos y en condiciones de funcionamiento. Mantenga una distancia de seguridad durante el almacenamiento, transporte y manipulación de las placas. Asegúrese de que las placas estén siempre fijadas durante el almacenamiento, transporte y envío. Utilice equipos de protección personal.

Se deben usar siempre gafas de protección, guantes adecuados y calzado de seguridad. El uso de protección auditiva es obligatorio durante la fabricación en talleres o en obras. El polvo de Coante contiene sílice y puede causar irritaciones y daños graves en las vías respiratorias, nariz, garganta y pulmones. Nunca corte, dé forma ni pule en seco los productos Coante. Utilice siempre equipos de corte en húmedo para reducir las partículas en el aire. Durante el procesamiento, use siempre una máscara antipolvo y garantice una ventilación adecuada en el área de trabajo.

Para más información, consulte la página 16 de la Hoja de Datos de Seguridad de Coante.

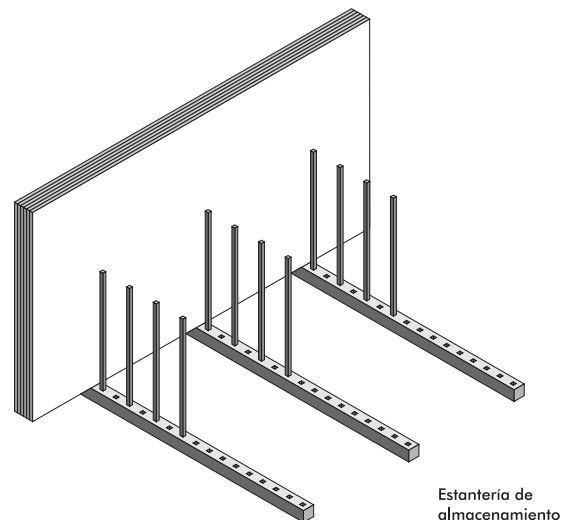
ALMACENAMIENTO Y TRANSPORTE DE LAS PLACAS

- Las placas Coante deben cargarse y descargarse utilizando carretillas elevadoras equipadas con accesorios especiales, pinzas o correas, o mediante grúas puente. Cumpla siempre con las instrucciones de los fabricantes de los equipos y con la normativa vigente. Asegúrese de que las carretillas elevadoras y grúas reciban mantenimiento periódico y sean operadas únicamente por personal capacitado.
- El peso de las placas Coante varía según las dimensiones y el espesor. Para determinar la capacidad de carga del equipo a utilizar, consulte la tabla de la página 2.
- Las placas deben transportarse individualmente o en pares. Si se transportan varias placas, deben colocarse cara a cara o dorso con dorso.
- Las placas deben almacenarse de manera que se evite la deformación. Los sistemas tipo A-frame (soporte en A) o estanterías para placas son las soluciones más adecuadas.
- Estanterías inadecuadas o un almacenamiento incorrecto pueden provocar la deformación de las placas.
- Las placas deben apilarse en posición vertical con una inclinación de 7° a 15° .
- Para almacenamiento a corto plazo (no superior a una semana), las placas deben apoyarse sobre al menos dos vigas, a una altura de 150 cm y separadas entre sí por 180 cm. Las placas deben colocarse centradas sobre el soporte; la distancia entre las vigas y ambos bordes de la placa debe ser igual.



Vista lateral del soporte tipo A

Vista superior del soporte tipo A

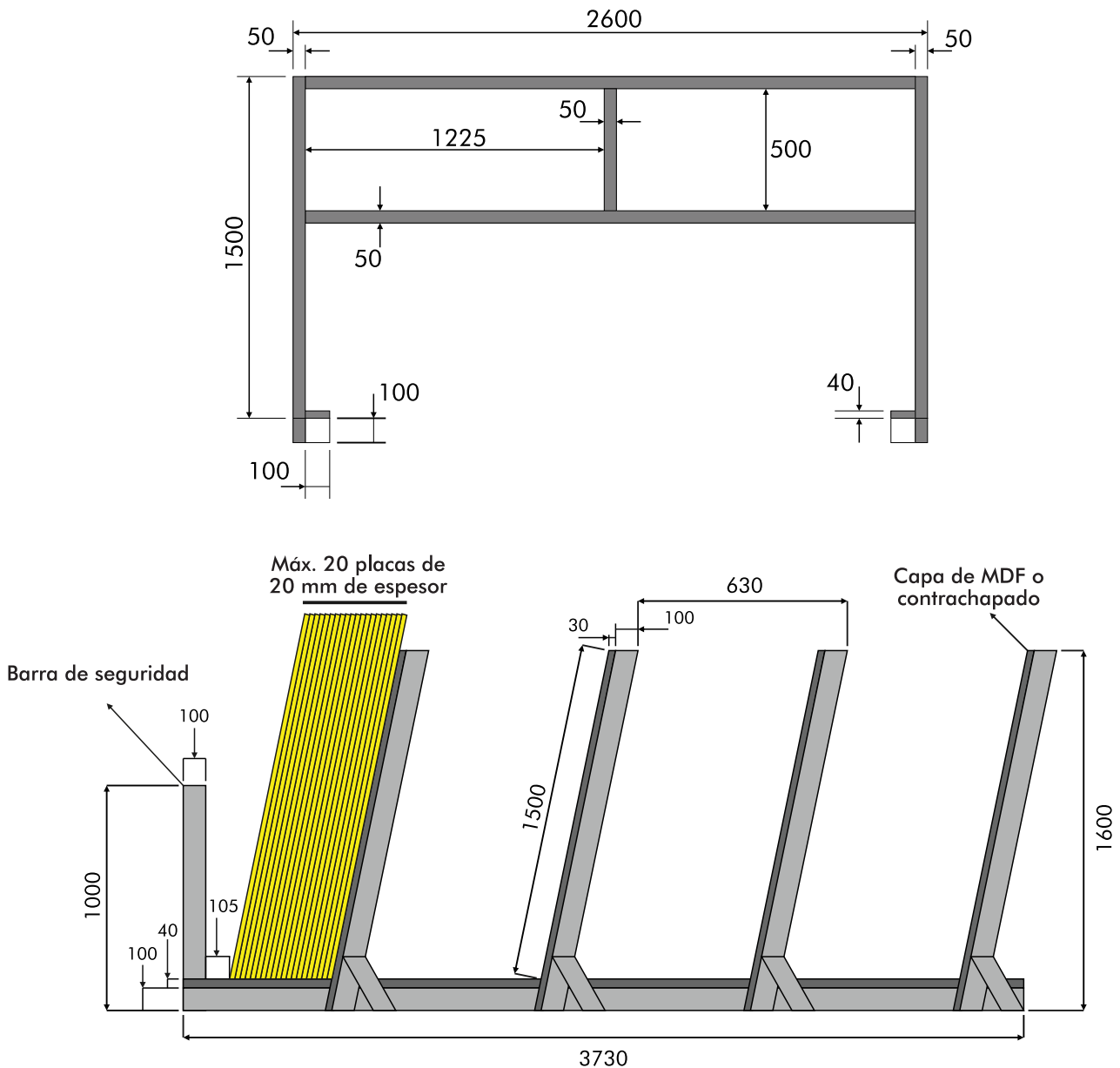


Estantería de almacenamiento

Todas las medidas están en milímetros (mm)

- Para almacenamiento a largo plazo (más de una semana), las placas deben colocarse en estanterías que las soporten al menos en tres puntos. Preferiblemente, el almacenamiento debe realizarse en posición vertical con soporte horizontal. El diseño ideal de la estantería se muestra a continuación.
- Las placas deben almacenarse cara a cara, sin dejar espacios entre ellas.
- Si las placas se apilan: para espesores de 2 cm, máximo 20 placas; para espesores de 3 cm, máximo 15 placas.
- El almacenamiento debe realizarse en interiores o en zonas sombreadas para proteger las placas del polvo, la lluvia y la luz solar directa. La exposición directa al sol puede causar decoloración o cambios de color.
- La temperatura de almacenamiento no debe superar los 55°C.
- Para el transporte de las placas, los soportes tipo A (A-frame) son la solución más adecuada. Las placas deben colocarse verticalmente sobre el A-frame, cara a cara y sin espacios entre ellas. Se deben utilizar correas para fijar las placas tanto al A-frame como entre sí.

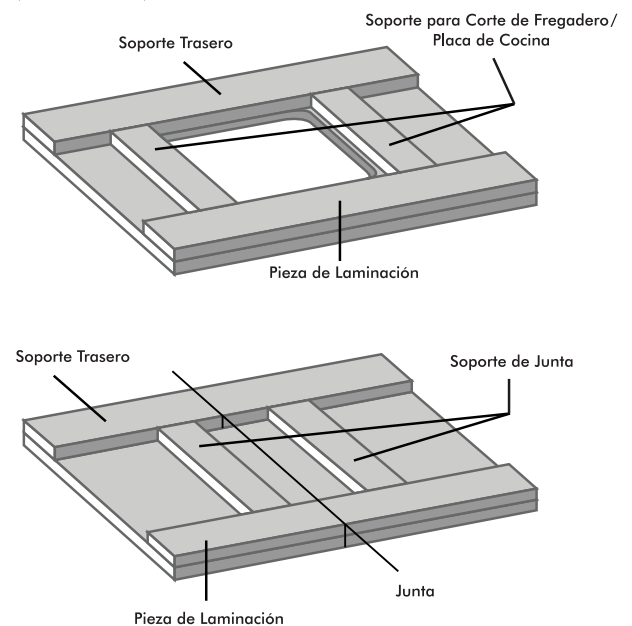
(DIBUJO 2): ESTANTERÍAS DE ALMACENAMIENTO CON SOPORTE COMPLETO



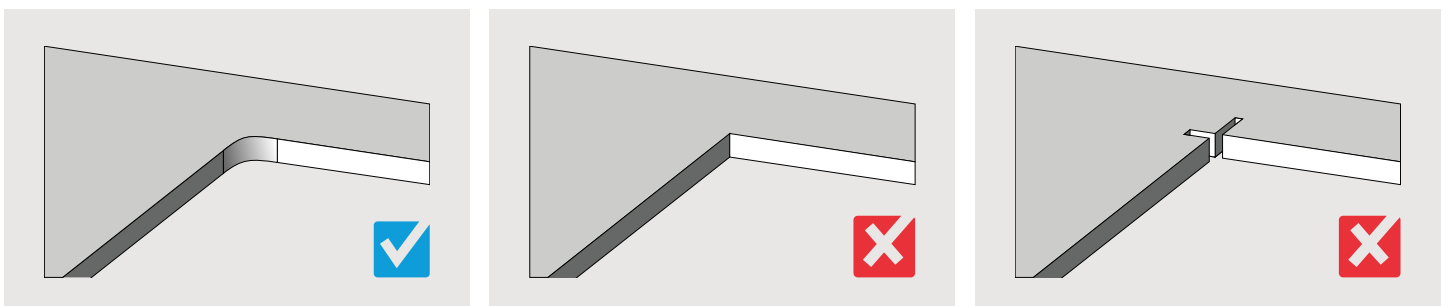
PRINCIPIOS GENERALES

- Aunque no sea visible, Coante se expande y se contrae debido a los cambios de temperatura. Por esta razón, deben utilizarse adhesivos flexibles en la aplicación. Para unir piezas de Coante entre sí, deben preferirse adhesivos a base de poliéster; para adherir Coante a otros materiales, deben utilizarse adhesivos 100% a base de silicona. Los adhesivos rígidos (como los adhesivos a base de cemento o los adhesivos para piedra natural) no deben utilizarse bajo ninguna circunstancia con Coante.
- Las encimeras deben estar firmemente soportadas sobre los muebles. En caso necesario, deben utilizarse tiras de soporte de al menos 4 cm de ancho para garantizar una capacidad de carga adecuada. Estas tiras pueden fabricarse con placas de Coante o materiales flexibles pero resistentes como el contrachapado marino. Las tiras de soporte hechas de materiales rígidos como el mármol o el granito pueden generar tensiones en las encimeras de Coante y provocar grietas.
- Debe dejarse una junta en cada punto donde la encimera cambie de dirección. Las encimeras en forma de L no deben planificarse como una sola pieza. Todos los productos químicos que se utilizarán durante la fabricación y el montaje (como adhesivos a base de poliéster, endurecedores y pigmentos) deben ser del mismo fabricante y recomendados para su uso conjunto.
- Los orificios, cortes o las esquinas internas de encimeras en forma de L / U deben tener siempre un radio.
- En las esquinas, primero debe perforarse un orificio, luego realizar el corte y dejar el contorno de la esquina continuo. No deben realizarse cortes diagonales desde los orificios ni aplicarse cortes en ángulo recto (cuadrados). Las esquinas interiores rectas crean puntos de tensión en la placa y pueden provocar grietas.
- Para evitar el sobrecalentamiento de las placas, las operaciones de perforación, corte, desbaste y pulido deben realizarse únicamente con equipos refrigerados por agua.
- Para el procesamiento de superficies de cuarzo, deben utilizarse hojas de sierra, discos, coronas/brocas y pads de pulido recomendados por los fabricantes o producidos específicamente para este fin.
- La superficie aplicada en fábrica de las placas no debe modificarse mediante repulido, lijado, desbaste, honado o recubrimiento. Estos procesos causan daños irreversibles en la superficie de la placa.
- En las superficies Coante: no deben utilizarse esponjas metálicas, pads abrasivos, detergentes con microgránulos ni productos químicos con pH superior a 8,5 o inferior a 5.
- Entre la encimera y los hornos empotrados, sistemas de baño maría, equipos de vapor, refrigeradores u otros dispositivos que emitan calor, siempre debe utilizarse una capa de aislamiento térmico.

(DIBUJO 3): TIRAS DE SOPORTE



(DIBUJO 4): DETALLE DE CORTE DE ESQUINA INTERIOR



FABRICACIÓN E INSTALACIÓN

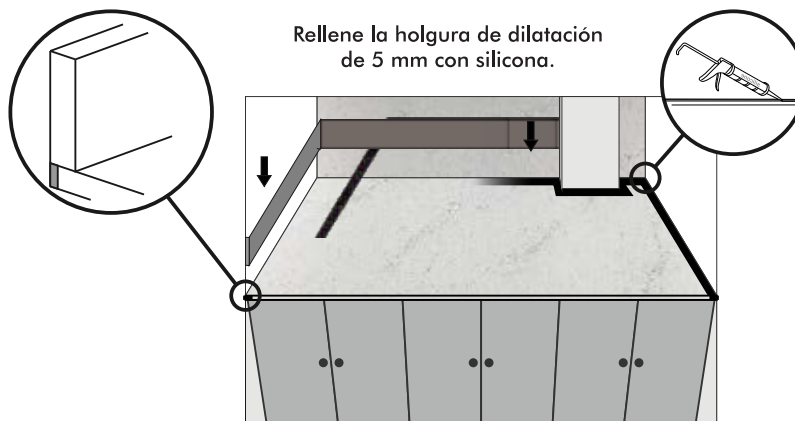
Control y Planificación de Placas

- Retire la película protectora de la superficie de la placa. Si es necesario, limpie la superficie.
- Controle la calidad de la superficie bajo suficiente iluminación y desde diferentes ángulos.
- Pueden producirse diferencias de tono entre placas con diferentes fechas de producción. Si se van a utilizar varias placas en un mismo trabajo, siempre deben preferirse placas del mismo número de lote. Si esto no es posible, la compatibilidad de tono entre las placas debe verificarse bajo las mismas condiciones de iluminación y colocándolas una al lado de la otra.
- Las placas Coante tienen una tolerancia de espesor de $\pm 1,5$ mm. Debe verificarse la compatibilidad de espesor entre las placas que se unirán.
- Las placas Coante presentan una distribución aleatoria de gránulos y patrones. Esto puede provocar diferencias dentro de una misma placa y entre distintas placas. Estas diferencias pueden ser más visibles especialmente en patrones tipo veta de mármol. En la fase de planificación deben considerarse posibles variaciones de patrón y tono.
- Un almacenamiento inadecuado puede provocar deformaciones (warp) en las placas. Las placas deformadas pueden no asentarse correctamente sobre la mesa de corte, lo que puede reducir la calidad del corte o provocar grietas durante el mismo.
- El control de deformación debe realizarse colocando la placa en posición horizontal sobre una superficie plana, sólida y con soporte completo, utilizando una regla de longitud total. No debe

Medición

- Asegúrese de que los armarios estén colocados de forma sólida y fijados entre sí y a la pared trasera.
- Verifique que las superficies superiores de los armarios estén niveladas y rectas. Las superficies inferiores que soportan la encimera deben estar niveladas y dentro de una tolerancia máxima de 1,0 mm en 3000 mm. Los armarios que no estén nivelados pueden crear puntos de tensión en la encimera y provocar grietas.
- En aplicaciones de salpicadero completo (backsplash), también debe verificarse que las paredes entre los armarios superiores e inferiores sean rectas y verticales.

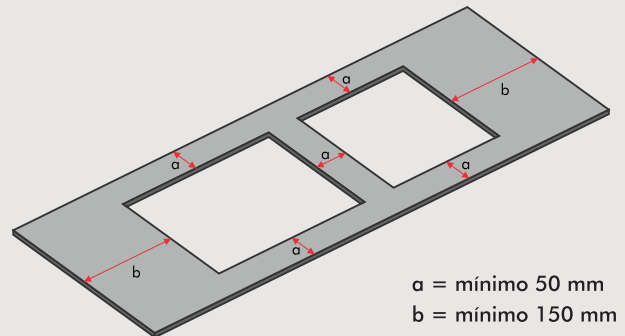
(DIBUJO 5): HOLSURA DE DILATACIÓN TÉRMICA



Debe dejarse un espacio de 5 mm en todas las direcciones entre la encimera y las paredes. Este espacio es necesario para la dilatación térmica.

- Determine las ubicaciones de los cortes para fregadero y placa de cocción. La distancia mínima entre los bordes delantero y trasero de la encimera y los cortes debe ser de 5 cm.
- La distancia mínima entre los cortes de fregadero/placa y las juntas es de 15 cm. Si no es posible mantener esta distancia, las juntas deben alinearse con el armazón del mueble y reforzarse con tiras de soporte.
- Debe dejarse una holgura de dilatación térmica de 4 mm en todas las direcciones de los cortes de fregadero y placa.
- Debe evitarse la colocación de juntas en los espacios destinados al lavavajillas.
- Durante la planificación, debe tenerse en cuenta el acceso al área de instalación de las piezas.

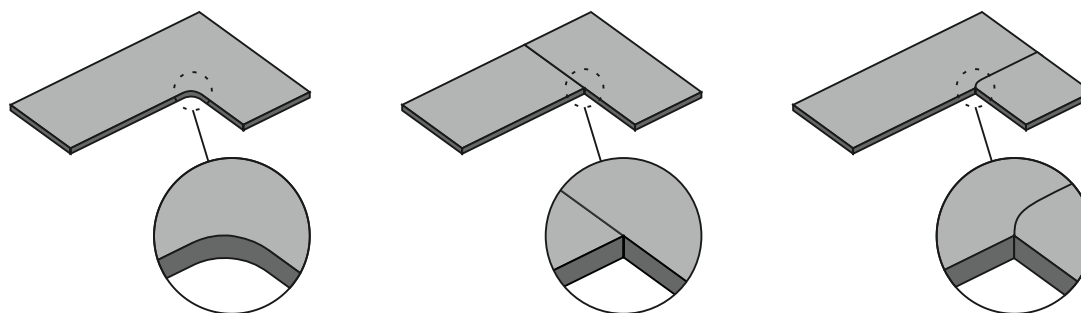
(DIBUJO 6): DISTANCIAS MÍNIMAS PARA CORTES DE FREGADERO Y PLACA DE COCCIÓN



FABRICACIÓN

Corte

- Todas las operaciones de corte, desbaste y pulido deben realizarse únicamente con equipos en húmedo. Debe utilizarse agua continua y abundante para enfriar la placa. El corte y pulido en seco generan un calor excesivo; esto puede dañar la estructura de la placa, provocar microfisuras y liberar polvo de sílice al aire. Para el procesamiento de superficies de cuarzo, deben utilizarse hojas de sierra, discos y brocas/coronas recomendados por el fabricante o diseñados para este fin. Los equipos deben utilizarse conforme a las velocidades y direcciones indicadas por el fabricante.
- Siempre deben utilizarse herramientas afiladas y en buen estado. Discos desgastados o con segmentos faltantes provocan desconchados y marcas de sierra en los bordes; estos defectos reducen la calidad del canto y de las juntas. La mesa de corte debe ser plana y proporcionar soporte completo a la placa en todos los puntos. Irregularidades o huecos en la mesa afectan negativamente la calidad del corte y pueden causar grietas.
- La planitud de la mesa de corte debe verificarse semanalmente con una regla de al menos 3 metros y cualquier problema debe corregirse de inmediato. El corte debe iniciarse desde el lado largo de la placa. El proceso de corte siempre debe comenzar desde los bordes; no debe iniciarse desde el centro de la placa.
- Las encimeras en forma de L deben cortarse siempre en dos piezas y con junta. En las esquinas interiores, primero debe realizarse un orificio con radio y luego el corte.
- Durante el corte, no debe dañarse la zona alrededor del orificio en la esquina. Los cortes a 90° generan tensiones excesivas y pueden provocar grietas. Para los radios mínimos requeridos, consulte el Dibujo 9.
- Las encimeras en forma de L compuestas por dos piezas pueden unirse con junta recta o con junta de radio de 10 mm.

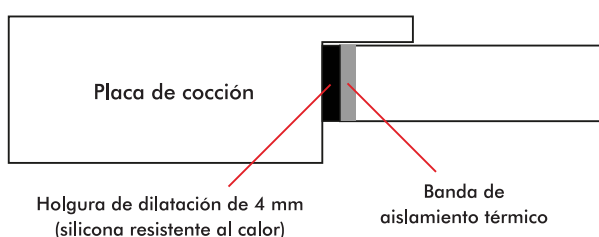


■ Cortes de Fregadero / Placa de Cocción

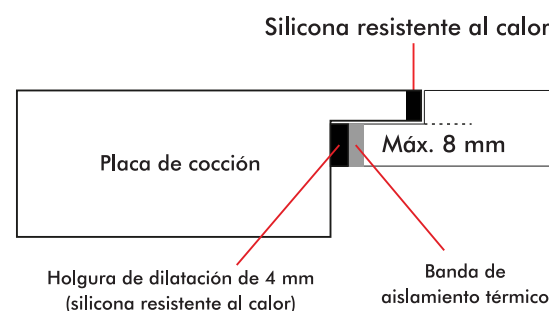
- Determine la ubicación de los cortes.
- Perfore orificios de 15 mm de diámetro en las esquinas de los cortes de placa y de 20 mm en las esquinas de los cortes de fregadero. Realice cortes rectos para unir los orificios. No realice cortes diagonales desde los orificios con el disco de corte. Debe conservarse el radio interior del corte. Este radio es necesario para evitar concentraciones de tensión en las esquinas. Los cortes a 90° pueden provocar grietas debido a tensiones excesivas.
- Deje una holgura de dilatación térmica de 4 mm entre el dispositivo y el borde del corte. Refuerce todos los bordes del corte desde la parte inferior con tiras de soporte de placa Coante o contrachapado marino (Dibujo 3).
- Para fregaderos bajo encimera, pula los bordes del corte como se describe en la página 12. Los bordes superiores no deben dejarse a 90°. Los bordes rectos son propensos a astillarse con impactos. Los bordes ligeramente redondeados son una solución más duradera y estética.
- En instalaciones enrasadas (flush), la profundidad de los canales no debe superar los 8 mm.

(DIBUJO 8): MONTAJES DE FREGADERO Y PLACA DE COCCIÓN

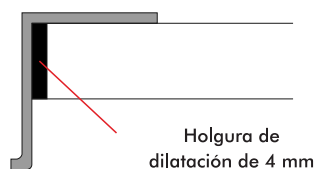
Placa de Cocción de Montaje Superior



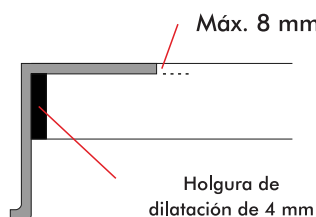
Encimera de Cocción de Montaje Enrasado



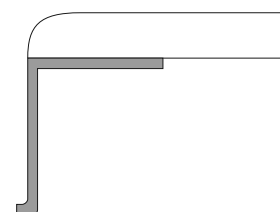
Fregadero de Montaje Superior



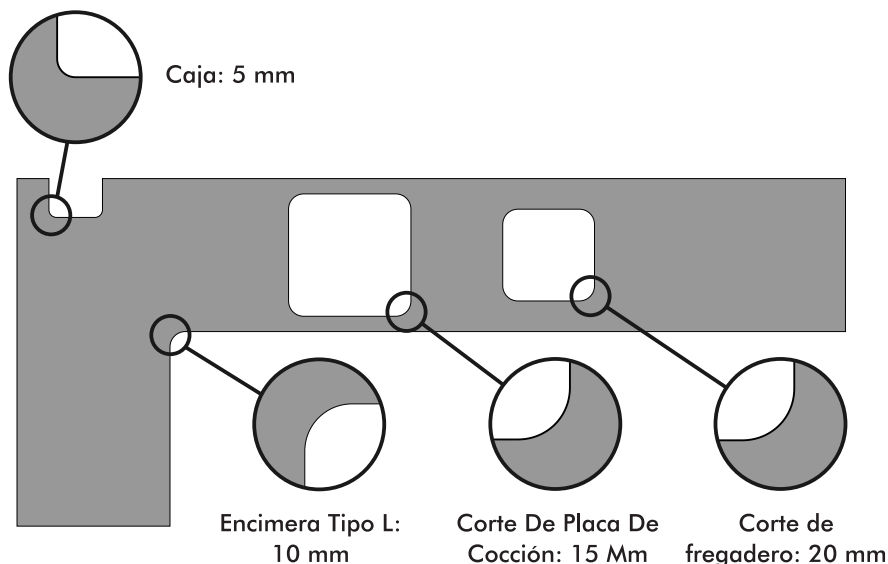
Fregadero de Montaje Enrasado



Fregadero de Montaje Inferior



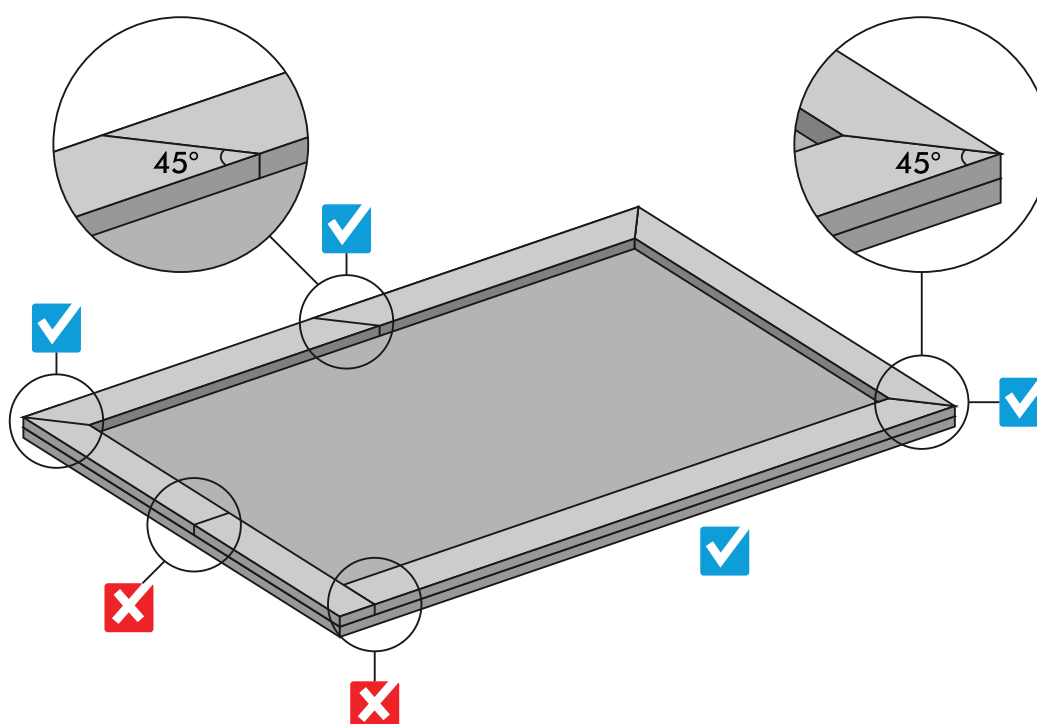
(DIBUJO 9): ESQUINAS INTERIORES Y RADIOS MÍNIMOS



■ Laminación / Doble Espesor:

- Coante produce placas en espesores de 15 mm, 20 mm y 30 mm. La laminación es el método para crear perfiles de borde más gruesos que el espesor original de la placa.
- La laminación se realiza fijando tiras cortadas del mismo material debajo del borde frontal de la encimera.
- Para lograr la mejor compatibilidad de color y tono, las piezas de laminación deben cortarse de la misma placa que la encimera. Las piezas de laminación deben utilizarse en una sola pieza y en longitud completa.
- Si es necesario realizar una junta en la pieza de laminación, las juntas deben hacerse siempre en un ángulo de 45° para reducir la tensión. Las piezas de laminación deben unirse en las esquinas con cortes a inglete de 45°.
- Las juntas rectas a 90° en las piezas de laminación generan puntos de tensión y pueden provocar grietas.

(DIBUJO 10): PIEZAS DE LAMINACIÓN



- Alise las superficies de unión y elimine el polvo y los residuos. Abra canales en las superficies de unión para aumentar la adherencia del adhesivo entre las piezas.
- Coloree el adhesivo a base de poliéster de acuerdo con el color de la placa. Aplique el adhesivo sobre toda la superficie de unión.
- Pegue las piezas y sujételas con abrazaderas cada 10 cm. Después de que el adhesivo se seque, puede limpiar y pulir los bordes.

■ Cantos A Inglete

- Los cantos a inglete son tipos de borde estéticos que permiten que el patrón de la superficie superior continúe de forma continua hacia la cara frontal (faldón).
- Para lograr una perfecta coincidencia de color y patrón, la encimera y las piezas del faldón deben cortarse de la misma placa, preferiblemente de zonas cercanas entre sí.
- Para máxima resistencia, las piezas deben cortarse en un ángulo de 45°. Las piezas deben ser completamente paralelas entre sí y las superficies de unión deben estar limpias y alineadas.
- Los bordes superiores son muy sensibles y propensos a astillarse. No deben realizarse cortes con ángulos menores a 45°, ya que esto debilita las piezas y reduce la calidad de la junta.
- Limpie nuevamente las superficies de unión de polvo y residuos. Abra canales en las superficies para mejorar la adhesión del adhesivo.
- Coloree el adhesivo de poliéster de acuerdo con el color de la placa y aplíquelo uniformemente sobre toda la superficie de unión.
- Mantenga las piezas fijas hasta que el adhesivo se seque, luego limpie los bordes y realice los acabados finales. Para un resultado estético, la junta superior debe ser lo más estrecha posible. Dado que los bordes a 90° son propensos a astillarse, los biseles de 2–3 mm o los redondeos de 3 mm son las soluciones más adecuadas.

(DIBUJO 11): CANTO A INGLETE



Pulido de Bordes

Antes del pulido, asegúrese de que los bordes estén limpios y libres de polvo y residuos. Para obtener los mejores resultados, utilice equipos de alta calidad y pads de diamante diseñados para superficies de cuarzo.

El pulido de bordes debe realizarse únicamente con equipos húmedos y con suministro continuo de agua.

El pulido en seco genera calor excesivo; esto debilita la estructura de la placa, provoca microfisuras y puede causar roturas y cambios de color en las zonas tratadas. Para alcanzar el nivel de pulido deseado, se recomienda utilizar pads de diamante de calidad en la siguiente secuencia:

Superficies pulidas: 50, 100, 200, 400, 800, 1500, 3000 grit

Superficies mate (honed): 100, 200, 400 grit

Superficies tipo leathered (touch): Es extremadamente difícil igualar manualmente los acabados de fábrica y los procesos son irreversibles; por ello se recomienda el uso de cantos a inglete en estos casos.

Para pads de 1000 grit o superiores, deben utilizarse bajas revoluciones (RPM). Aun siguiendo todas las recomendaciones, los resultados pueden variar según la calidad del equipo, el rendimiento de los pads y la habilidad del aplicador.

Se recomienda observar cuidadosamente el proceso y definir sus propios estándares de aplicación.

No debe realizarse pulido con fieltro (buff) en superficies Coante.

Las superficies de fábrica no deben repulirse, ni someterse a honado, desbaste o lijado, ni aplicarse selladores.

Juntas

La planificación de las juntas es extremadamente importante para obtener una encimera estética y duradera y para un uso eficiente de la placa.

Las juntas deben ubicarse sobre la estructura del mueble o estar completamente soportadas por el contrachapado situado sobre los muebles. Si esto no es posible, deben reforzarse por ambos lados con tiras de Coante o contrachapado marino.

Las juntas no deben coincidir con la zona del lavavajillas.

La distancia mínima entre los huecos de corte (cutout) y las juntas debe ser de 15 cm. Si no se puede evitar una distancia menor, la junta debe ubicarse sobre la estructura del mueble y reforzarse con tiras de soporte.

Las superficies de las juntas deben ser lisas, limpias y libres de polvo. Deben abrirse canales para aumentar la adherencia del adhesivo. Coloque las piezas y controle tanto el nivel como la calidad de la junta.

Para ajustar la altura de las piezas, utilice cuñas o separadores (spacers). Nunca lije, desbaste ni pula la superficie de la placa en la zona de la junta para alinearlas.

MONTAJE

Embalaje y Transporte de Piezas de Encimera

- Las piezas de encimera son pesadas, voluminosas y frágiles.
- Para un transporte seguro, utilice un sistema de transporte robusto. Un soporte tipo A metálico recubierto con contrachapado en ambas caras es una buena opción.
- Coloque las piezas sobre el soporte tipo A, cara con cara o espalda con espalda, sin dejar espacios. Las piezas deben apoyarse sobre sus cantos en bruto, y los bordes pulidos deben quedar en la parte superior.
- Fije las piezas entre sí y al soporte tipo A con correas. Las correas deben estar lo suficientemente tensas para evitar movimientos, pero no tan apretadas como para ejercer presión excesiva en zonas sensibles como cortes de fregadero o placa.
- Asegúrese de que las correas no se dañen con los bordes afilados de las piezas.
- Coloque una tela o capa suave para proteger las superficies de contactos con metal u otros objetos que puedan dañarlas.
- Asigne suficiente personal para el transporte en obra. Las zonas frágiles como los cortes de fregadero/placa deben estar especialmente soportadas.

Preparación de la Infraestructura:

- Asegúrese de que los armarios estén firmemente fijados entre sí y a la pared trasera.
- Los armarios y sus soportes deben tener la resistencia suficiente para soportar la encimera. La estructura superior de los armarios debe estar nivelada, recta y vertical, con una tolerancia máxima de $\pm 1,0$ mm en 3000 mm.
- Las superficies de aplicación deben estar secas y libres de polvo, suciedad y productos químicos.
- Debe utilizarse una capa de aislamiento térmico entre la encimera y los hornos, unidades de baño maría, mesas

Montaje

- Lasciare uno spazio di dilatazione di 5 mm tra il piano di lavoro e le pareti in tutte le direzioni. Questo spazio è necessario per la dilatazione termica. (Disegno 5)
- Il piano di lavoro deve essere supportato ogni 60 cm in direzione anteriore-posteriore mediante la struttura dei mobili e/o strisce di supporto.
- I giunti devono essere ulteriormente supportati con strisce di supporto nelle zone sopra lavastoviglie o forni.
- Posizionare i pezzi nelle loro sedi e verificare il risultato. Prima dell'incollaggio, effettuare le regolazioni di livello necessarie nei giunti. Utilizzare un adesivo a base di poliestere colorato in base al colore della lastra. Colorare l'adesivo in funzione della lastra e applicarlo in quantità adeguata sulle superfici del giunto. Per ottenere giunti il più possibile sottili e un perfetto allineamento, utilizzare sistemi professionali di livellamento dei giunti.
- Si raccomanda l'uso di sistemi professionali di regolazione per ottenere giunti perfettamente allineati e sottili.
- Non levigare, carteggiare o lucidare mai i giunti per regolare il livello dei pezzi. Queste operazioni causano danni irreversibili al piano di lavoro.
- Per il fissaggio del piano alla struttura sottostante utilizzare silicone al 100%. Applicare il silicone in modo puntuale ogni 20–25 cm. Utilizzare una quantità maggiore di silicone negli angoli, nelle zone dei giunti e attorno ai tagli.
- Non utilizzare mai adesivi rigidi (come quelli a base cementizia o per marmo/granito) né elementi di fissaggio meccanici (chiodi, viti, bulloni ecc.) sulle lastre Coante.
- Installare lavelli e piani cottura secondo le istruzioni del produttore. Tutti i lavelli devono essere completamente supportati tramite sistemi indipendenti dal piano di lavoro. I tagli per lavello e piano cottura devono essere supportati su tutti i lati.
- Per garantire l'isolamento attorno ai lavelli utilizzare silicone al 100%. Attorno al piano cottura utilizzare silicone resistente al calore e nastri di isolamento termico.
- Non utilizzare sigillanti o impregnanti sulle superfici Coante. Rimuovere i residui di adesivo con un panno morbido o una spatola in plastica. Pulire la superficie con acetone, alcool isopropilico o etanolo e risciacquare accuratamente.

- Las encimeras deben estar firmemente soportadas sobre los armarios de esquina.
- Las encimeras que no tengan armarios en ambos lados (por ejemplo, las situadas junto a despensas) deben ser soportadas mediante listones fijados a la pared trasera y paneles adicionales de armario en el lateral.
- Si es necesario perforar un orificio para el grifo en la encimera, asegúrese de dejar suficiente material alrededor del orificio para garantizar la resistencia.

Salientes de encimera

Las salientes de la encimera deben ser soportadas como se muestra a continuación:

| Placas de 2 cm de espesor | Placas de 2 cm de espesor (con soporte de contrachapado de 1,5 cm) | Placas de 3 cm de espesor | Requisito de soporte |
|---------------------------|--------------------------------------------------------------------|---------------------------|----------------------------------------------------|
| Menos de 20 cm | Menos de 30 cm | Menos de 40 cm | No requiere soporte |
| Entre 20–40 cm | Entre 30–50 cm | Entre 40–60 cm | Consola metálica cada 60 cm |
| Más de 40 cm | Más de 50 cm | Más de 60 cm | Panel, soporte vertical, columna o pata cada 60 cm |

■ Revestimiento De Panel De Superficie Trasera

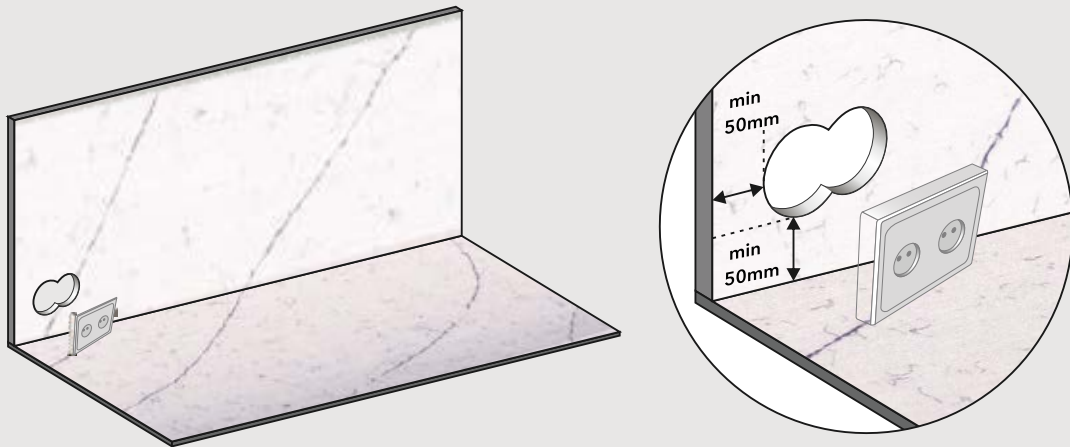
- Los revestimientos de pared trasera Coante son aplicaciones que proporcionan una armonía estética con la encimera con juntas mínimas y no requieren mantenimiento. Como pueden ser instalados el mismo día por el mismo equipo de montaje, ofrecen un ahorro de tiempo para los propietarios.
- Para lograr compatibilidad de color y tono, la encimera y el revestimiento de la pared trasera deben cortarse de la misma placa o utilizar placas del mismo número de lote.
- Las paredes deben estar niveladas y a plomo; deben estar libres de polvo, suciedad y productos

(DIBUJO 12): DISTANCIAS ENTRE LA PLACA DE COCCIÓN Y EL PANEL DE SUPERFICIE TRASERA



- El espacio mínimo entre el panel trasero de encimera (backsplash) y el borde posterior de la placa debe ser de 5 cm para placas de inducción y 8 cm para placas de gas. La distancia mínima entre el perímetro del quemador de gas y el panel trasero debe ser de 25 cm.
- No deben realizarse cortes en forma de "L" en los paneles traseros, ya que este tipo de cortes no tolera la dilatación térmica.
- Las esquinas internas de los orificios en el panel trasero deben ser redondeadas. Para los orificios de enchufe, se puede realizar un único orificio circular grande o, alternativamente, varios orificios circulares que se intersecten entre sí. No deben abrirse orificios rectangulares con esquinas de 90° ni realizarse cortes cruzados (cross cut).

(DIBUJO 13): HUECOS DE CORTE Y DISTANCIAS MÍNIMAS













- La distancia mínima desde los orificios hasta el borde del panel trasero y entre los orificios debe ser de 50 mm.
- Utilice silicona 100% para fijar el panel trasero a la pared.
- En las aplicaciones de juntas, antes de pegar, coloque las piezas en su posición sin adhesivo para comprobar el resultado y realice los ajustes necesarios. Coloree el adhesivo de acuerdo con el color de la placa. Limpie la superficie de la junta y aplique bien el adhesivo. Para que la junta sea lo más estrecha posible y las piezas estén perfectamente alineadas, utilice un sistema profesional de nivelación de juntas.
- Para el aislamiento, aplique silicona 100% entre el panel trasero y la encimera.
- Limpie los restos de adhesivo con un paño suave o una espátula de plástico. Limpie la superficie con acetona, alcohol isopropílico o etanol y enjuague bien.

LIMPIEZA

Limpie fácilmente con un paño suave utilizando solo agua tibia y jabón suave.

CONFRONTO DELLE SUPERFICI

| | | Superficies De Cuarzo | Superficies De Piedra Natural (Granito/Mármol) | Superficies Sólidas / Laminadas | Superficies Acrílicas | Superficies Cerámicas |
|------------------------------------------------------------------------------------|----------------------------------------|-----------------------|------------------------------------------------|---------------------------------|-----------------------|-----------------------|
|  | Resistencia al rayado | ✓ | ✓ | | | ✓ |
|  | Resistencia a la flexión | ✓ | | | | |
|  | Resistencia a la rotura | ✓ | | | ✓ | |
|  | Resistencia química | ✓ | | | ✓ | ✓ |
|  | Impermeabilidad (estructura no porosa) | ✓ | | ✓ | ✓ | ✓ |
|  | No retiene manchas | ✓ | | | ✓ | ✓ |
|  | Higiene | ✓ | | | ✓ | ✓ |
|  | Facilidad de mantenimiento | ✓ | | | | ✓ |
|  | Resistencia al calor | ✓ | ✓ | | | ✓ |
|  | Estabilidad del color | ✓ | | ✓ | ✓ | ✓ |

SECTION 1: Identification of the substance/mixture and of the company/undertaking

1.1. Product identifier

Product form : Solid
Trade name : Coante Quartz Surfaces

Identified uses of the substance or mixture and uses advised against

Use of the substance/mixture : Quartz surfacing designed for use indoors, particularly kitchen countertops and bathroom vanities, flooring, cladding and other similar uses

1.3. Details of the supplier of the safety data sheet

Ermaş Madencilik Sanayi Turizm Ticaret Anonim Şirketi (Coante Quartz Surfaces)
Paşapınarı Neighborhood Commercial Area 4th Street No:14 Menteşe
Muğla-Türkiye
T: +90 252 225 51 52 Fax: +90 252 242 37 48
www.coante.com e-mail: info@coante.com

1.4. Emergency telephone number

Ermaş Madencilik Sanayi Turizm Ticaret Anonim Şirketi (Coante Quartz Surfaces)
Paşapınarı Neighborhood Commercial Area 4th Street No:14 Menteşe
Muğla-Türkiye
T: +90 252 225 51 52 Fax: +90 252 242 37 48
www.coante.com e-mail: info@coante.com

SECTION 2: Hazards identification

2.1. Classification of the substance or mixture

Classification according to Classification, Labelling and Packaging of Substances and Mixtures (SEA) Regulation published in the Official Journal numbered 28848 on December 11, 2013.

Skin Irrit. 2 Category 2 :H315
Skin Sens. 1 Category 1 :H317
Aquatic Chronic 3 Category 3 :H412

Adverse physicochemical, human health and environmental effects : To our knowledge, this product does not present any particular risk, provided it is handled in accordance with good occupational hygiene and safety practice.

2.2. Label elements

Classification according to Classification, Labelling and Packaging of Substances and Mixtures (SEA) Regulation published in the Official Journal numbered 28848 on December 11, 2013.

Pictogram :



GHS07 GHS08 GHS09

Signal word (SEA) : Warning

Hazard statements (SEA) :

H315: Causes skin irritation.
H317: May cause an allergic skin reaction.
H335: May cause respiratory irritation.
H350: May cause cancer.
H372: Causes damage to organs through prolonged or repeated exposure (inhalation).
H412: Harmful to aquatic life with long lasting effects.

Precautionary statements (SEA)

P201 : Obtain special instructions before use.
P202 : Do not handle until all safety precautions have been read and understood.
P260: Do not breathe dust or fumes.
P264: Wash hands and face thoroughly after handling.

- P270: Do not eat, drink or smoke when using this product.
- P271: Use only outdoors or in a well-ventilated area.
- P272: Contaminated work clothing should not be allowed out of the workplace.
- P273: Avoid release to the environment.
- P280: Wear protective gloves, clothing, eye and face protection.
- P284: [In case of inadequate ventilation] wear respiratory protection.
- P285: In case of inadequate ventilation, wear respiratory protection.
- P302+P352: IF ON SKIN: Wash with plenty of soap and water.
- P314 – Get medical advice/attention if you feel unwell.
- P333 + P313: If skin irritation or rash occurs: Get medical advice/attention.
- 362 + P364 : Take off contaminated clothing and wash it before reuse.
- P501: Dispose of contents/container in accordance with local regulations.

Disposal

2.3. Other hazards

Other hazards not contributing to the classification
No additional information available

SECTION 3: Composition/Information on ingredients

3.1. Substances

Not applicable

3.2. Mixtures

| Name | Product identifier | % | Classification according to Classification, Labelling and Packaging of Substances and Mixtures (SEA) Regulation published in the Official Journal numbered 28848 on December 11, 2013. |
|--------------------------------------------|-------------------------------------------|------|----------------------------------------------------------------------------------------------------------------------------------------------------------------------------------------|
| Quartz, Quartzite, Silis kumu Cristobalite | (CAS No 14808-60-7 (CAS No) 14464-46-1 | 0-93 | Stot Re. 1 (H372) Carc. 1A, (H350) |
| Glass chips | (CAS No) 14808-60-7 | 0-93 | Not determined |
| Mirror chips | (CAS No) 65997-17-3 | 0-45 | Not determined |
| Other silicate minerals | - | 0-93 | Not determined |
| Titanium Dioxide, pigment | (CAS No) 13463-67-7 | 0-4 | Carc. 2 (H351) |
| Inorganic oxide high temperature pigments | - | 0-4 | Eye Irrit. 2 (H319) / STOT SE 3 (H335) |
| Unsaturated polyester resin (Styrene) | Stiren (Cas No) 100-42-5 | 7-16 | Flam. Liq. 3 (H226) / Acute Tox. 4 (H332) / Skin Irrit. 2 (H315) / Eye Irrit. 2 (H319) / STOT SE 3 (H335) |

Full text of H-statements: see section 16

SECTION 4: First aid measures

4.1. Description of first aid measures

- First-aid measures after inhalation : Remove person to fresh air and keep comfortable for breathing.
- First-aid measures after skin contact : Wash skin with plenty of water.
- First-aid measures after eye contact : Rinse eyes with water as a precaution.
- First-aid measures after ingestion : If you feel unwell, call a poison center or doctor / physician.

4.2. Most important symptoms and effects, both acute and delayed

No additional information available

4.3. Indication of any immediate medical attention and special treatment needed

Treat symptomatically.

SECTION 5: Firefighting measures

5.1. Extinguishing media

- Suitable extinguishing media : Water spray. Dry powder. Foam. Carbon dioxide.

5.2. Special hazards arising from the substance or mixture

Hazardous decomposition products in case of fire : Toxic fumes may be released.

5.3. Advice for firefighters

Protection during firefighting : Do not attempt to take action without suitable protective equipment. Self-contained breathing apparatus. Complete protective clothing.

SECTION 6: Accidental release measures

6.1. Personal precautions, protective equipment and emergency procedures

6.1.1. For non-emergency personnel

Emergency procedures : Ventilate spillage area.

6.1.2. For emergency responders

Protective equipment : Do not attempt to take action without suitable protective equipment. For further information refer to section 8: "Exposure controls/personal protection".

6.2. Environmental precautions

Avoid release to the environment.

6.3. Methods and material for containment and cleaning up

Methods for cleaning up : Take up liquid spill into absorbent material.

Other information : Dispose of materials or solid residues at an authorized site.

6.4. Reference to other sections

For further information refer to section 8 : Exposure-controls/personal protection".

SECTION 7: Handling and storage

7.1. Precautions for safe handling

Precautions for safe handling : Ensure good ventilation of the work station. Wear personal protective equipment.

Hygiene measures : Do not eat, drink or smoke when using this product. Always wash hands after handling the product.

7.2. Conditions for safe storage, including any incompatibilities

Storage conditions : Store in a well-ventilated place.

7.3. Specific end use(s)

No additional information available

SECTION 8: Exposure controls/personal protection

8.1. Control parameters

No additional information available

8.2. Exposure controls

Appropriate engineering controls : Ensure good ventilation of the work station.

Hand protection : Protective gloves

Eye protection : Safety glasses

Skin and body protection : Wear suitable protective clothing

Respiratory protection : In case of insufficient ventilation, wear suitable respiratory equipment.

Environmental exposure controls : Avoid release to the environment.

SECTION 9: Physical and chemical properties

9.1. Information on basic physical and chemical properties

Physical state : Solid

Color : Various

Odor : Odorless

Odor threshold : No data available

pH : No data available

Relative evaporation rate (butyl acetate=1) : No data available

Melting point : 1,958*10⁻⁵ °C

| | |
|----------------------------------|---------------------------------|
| Freezing point | : 1,637**10 ⁻⁵ °C |
| Boiling point | : No data available |
| Flash point | : No data available |
| Auto-ignition temperature | : No data available |
| Decomposition temperature | : No data available |
| Flammability (solid, gas) | : Not applicable |
| Vapor pressure | : No data available |
| Relative vapor density at 20 °C | : No data available |
| Relative Density | : 2-2,5 kg/m ³ |
| Solubility | : No data available |
| Log Pow | : No data available |
| Viscosity, kinematic | : No data available |
| Viscosity, dynamic | : No data available |
| Explosive properties | : No data available |
| Coefficient of Thermal Expansion | : 19–20 × 10 ⁻⁶ / °C |
| Bending Stress | : > 40 MPa |

9.2. Other information

No additional information available

SECTION 10: Stability and reactivity

10.1. Reactivity

The product is not reactive under normal conditions of use, storage and transport

10.2. Chemical stability

Stable under normal conditions.

10.3. Possibility of hazardous reactions

No dangerous reactions known under normal conditions of use.

10.4. Conditions to avoid

Not available under recommended storage and handling conditions (see section 7)

10.5. Incompatible materials

No additional information available

10.6. Hazardous decomposition products

No hazardous decomposition products are expected under normal conditions of storage and use.

SECTION 11: Toxicological information

11.1. Information on toxicological effects

| Quartz (14808-60-7) | | |
|-------------------------|--------------------------------------|---------------------------------------------------------|
| Region / Authority | Limit Type | Limit Value |
| USA ACGIH | ACGIH TWA (mg/m ³) | 0.025 mg/m ³ (respirable particulate matter) |
| USA ACGIH | ACGIH chemical category | A2 – Suspected Human Carcinogen |
| USA OSHA/ CAL OSHA | OSHA PEL (TWA) (mg/m ³) | 50 µg/m ³ |
| USA NIOSH | NIOSH REL (TWA) (mg/m ³) | 0.05 mg/m ³ (respirable dust) |
| USA IDLH | US IDLH (mg/m ³) | 50 mg/m ³ (respirable dust) |
| Alberta | OEL TWA (mg/m ³) | 0.025 mg/m ³ (respirable particulate matter) |
| British Columbia | OEL TWA (mg/m ³) | 0.025 mg/m ³ (respirable particulate matter) |
| Manitoba | OEL TWA (mg/m ³) | 0.025 mg/m ³ (respirable particulate matter) |
| New Brunswick | OEL TWA (mg/m ³) | 0.025 mg/m ³ (respirable particulate matter) |
| Newfoundland & Labrador | OEL TWA (mg/m ³) | 0.025 mg/m ³ (respirable particulate matter) |
| Nova Scotia | OEL TWA (mg/m ³) | 0.025 mg/m ³ (respirable particulate matter) |
| Nunavut | OEL TWA (mg/m ³) | 0.05 mg/m ³ (respirable fraction) |
| Northwest Territories | OEL TWA (mg/m ³) | 0.05 mg/m ³ (respirable fraction) |
| Ontario | OEL TWA (mg/m ³) | 0.1 mg/m ³ |

Coante Quartz Surfaces

Safety Data Sheet

In accordance with the number 28848 date 11.12.2013 related on the information form for preparations and distribution of hazardous materials

Date of issue: 03/11/2025

Version: 1.0

| | | |
|----------------------------------|--------------------------------------|---------------------------------------------------------|
| Prince Edward Island | OEL TWA (mg/m ³) | 0.025 mg/m ³ (respirable particulate matter) |
| Quebec | VEMP (mg/m ³) | 0.1 mg/m ³ (respirable dust) |
| Saskatchewan | OEL TWA (mg/m ³) | 0.05 mg/m ³ (respirable fraction) |
| Yukon | OEL TWA (mg/m ³) | 0.1 mg/m ³ |
| Mexico | NOM-010-STPS-2014 | 0.025 mg/m ³ (respirable dust) |
| Cristobalite (14464-46-1) | | |
| Region / Authority | Limit Type | Limit Value |
| USA ACGIH | ACGIH TWA (mg/m ³) | 0.025 mg/m ³ (respirable particulate matter) |
| USA ACGIH | ACGIH chemical category | A2 - Suspected Human Carcinogen |
| USA OSHA | OSHA PEL (TWA) (mg/m ³) | 50 µg/m ³ |
| USA NIOSH | NIOSH REL (TWA) (mg/m ³) | 0.05 mg/m ³ (respirable dust) |
| USA IDLH | US IDLH (mg/m ³) | 25 mg/m ³ (respirable dust) |
| Alberta | OEL TWA (mg/m ³) | 0.025 mg/m ³ (respirable particulate matter) |
| British Columbia | OEL TWA (mg/m ³) | 0.025 mg/m ³ (respirable particulate matter) |
| Manitoba | OEL TWA (mg/m ³) | 0.025 mg/m ³ (respirable particulate matter) |
| New Brunswick | OEL TWA (mg/m ³) | 0.025 mg/m ³ (respirable particulate matter) |
| Newfoundland & Labrador | OEL TWA (mg/m ³) | 0.025 mg/m ³ (respirable particulate matter) |
| Nova Scotia | OEL TWA (mg/m ³) | 0.025 mg/m ³ (respirable particulate matter) |
| Nunavut | OEL TWA (mg/m ³) | 0.05 mg/m ³ (respirable fraction) |
| Northwest Territories | OEL TWA (mg/m ³) | 0.05 mg/m ³ (respirable fraction) |
| Ontario | OEL TWA (mg/m ³) | 0.1 mg/m ³ |
| Prince Edward Island | OEL TWA (mg/m ³) | 0.025 mg/m ³ (respirable particulate matter) |
| Quebec | VEMP (mg/m ³) | 0.05 mg/m ³ (respirable dust) |
| Saskatchewan | OEL TWA (mg/m ³) | 0.05 mg/m ³ (respirable fraction) |
| Yukon | OEL TWA (mg/m ³) | 0.1 mg/m ³ |
| Mexico | NOM-010-STPS-2014 | 0.025 mg/m ³ (respirable dust) |

Occupational Exposure Limits in mg/m³ 8 hours TWA - Respirable dust - in EU 271 + Norway & Switzerland

| Country/Authority | Inert dust | Quartz (q) | Cristobalite (c) | Tridymite (t) |
|--------------------|------------|--------------------|------------------|---------------|
| Austria / I | 6 | 0.15 | 0.15 | 0.15 |
| Belgium / II | 3 | 0.1 | 0.05 | 0.05 |
| Bulgaria / III | 4 | 0.07 | 0.07 | 0.07 |
| Cyprus / IV | / | 10k/Q ² | - | - |
| Czech Republic / V | - | 0.1 | 0.1 | 0.1 |
| Denmark / VI | 5 | 0.1 | 0.05 | 0.05 |
| Estonia | - | 0.1 | 0.05 | 0.05 |
| Finland / VII | - | 0.2 | 0.1 | 0.1 |
| France / VIII | - | 5 or 25 k/q | - | - |
| France / IX | 5 | 0.1 | 0.05 | 0.05 |
| Germany / X | 3 | β | - | - |
| Greece / XI | 5 | 0.1 | 0.05 | 0.05 |
| Hungary | - | 0.15 | 0.1 | 0.15 |
| Ireland / XII | 4 | 0.05 | 0.05 | 0.05 |
| Italy / XIII | 3 | 0.025 | 0.025 | 0.025 |
| Lithuania / XIV | 10 | 0.1 | 0.05 | 0.05 |
| Luxembourg / XV | 6 | 0.15 | 0.15 | 0.15 |
| Malta / XVI | - | - | - | - |
| Netherlands / XVII | 5 | 0.075 | 0.075 | 0.075 |
| Norway / XVIII | 5 | 0.1 | 0.05 | 0.05 |
| Poland | - | 0.3 | 0.3 | 0.3 |
| Portugal / XIX | 5 | 0.025 | 0.025 | 0.025 |
| Romania / XX | 10 | 0.1 | 0.05 | 0.05 |

Coante Quartz Surfaces

Safety Data Sheet

In accordance with the number 28848 date 11.12.2013 related on the information form for preparations and distribution of hazardous materials

Date of issue: 03/11/2025

Version: 1.0

| | | |
|----------------------------------|--------------------------------------|---------------------------------------------------------|
| Prince Edward Island | OEL TWA (mg/m ³) | 0.025 mg/m ³ (respirable particulate matter) |
| Quebec | VEMP (mg/m ³) | 0.1 mg/m ³ (respirable dust) |
| Saskatchewan | OEL TWA (mg/m ³) | 0.05 mg/m ³ (respirable fraction) |
| Yukon | OEL TWA (mg/m ³) | 0.1 mg/m ³ |
| Mexico | NOM-010-STPS-2014 | 0.025 mg/m ³ (respirable dust) |
| Cristobalite (14464-46-1) | | |
| Region / Authority | Limit Type | Limit Value |
| USA ACGIH | ACGIH TWA (mg/m ³) | 0.025 mg/m ³ (respirable particulate matter) |
| USA ACGIH | ACGIH chemical category | A2 - Suspected Human Carcinogen |
| USA OSHA | OSHA PEL (TWA) (mg/m ³) | 50 µg/m ³ |
| USA NIOSH | NIOSH REL (TWA) (mg/m ³) | 0.05 mg/m ³ (respirable dust) |
| USA IDLH | US IDLH (mg/m ³) | 25 mg/m ³ (respirable dust) |
| Alberta | OEL TWA (mg/m ³) | 0.025 mg/m ³ (respirable particulate matter) |
| British Columbia | OEL TWA (mg/m ³) | 0.025 mg/m ³ (respirable particulate matter) |
| Manitoba | OEL TWA (mg/m ³) | 0.025 mg/m ³ (respirable particulate matter) |
| New Brunswick | OEL TWA (mg/m ³) | 0.025 mg/m ³ (respirable particulate matter) |
| Newfoundland & Labrador | OEL TWA (mg/m ³) | 0.025 mg/m ³ (respirable particulate matter) |
| Nova Scotia | OEL TWA (mg/m ³) | 0.025 mg/m ³ (respirable particulate matter) |
| Nunavut | OEL TWA (mg/m ³) | 0.05 mg/m ³ (respirable fraction) |
| Northwest Territories | OEL TWA (mg/m ³) | 0.05 mg/m ³ (respirable fraction) |
| Ontario | OEL TWA (mg/m ³) | 0.1 mg/m ³ |
| Prince Edward Island | OEL TWA (mg/m ³) | 0.025 mg/m ³ (respirable particulate matter) |
| Quebec | VEMP (mg/m ³) | 0.05 mg/m ³ (respirable dust) |
| Saskatchewan | OEL TWA (mg/m ³) | 0.05 mg/m ³ (respirable fraction) |
| Yukon | OEL TWA (mg/m ³) | 0.1 mg/m ³ |
| Mexico | NOM-010-STPS-2014 | 0.025 mg/m ³ (respirable dust) |

Occupational Exposure Limits in mg/m³ 8 hours TWA - Respirable dust - in EU 271 + Norway & Switzerland

| Country/Authority | Inert dust | Quartz (q) | Cristobalite (c) | Tridymite (t) |
|--------------------|------------|--------------------|------------------|---------------|
| Austria / I | 6 | 0.15 | 0.15 | 0.15 |
| Belgium / II | 3 | 0.1 | 0.05 | 0.05 |
| Bulgaria / III | 4 | 0.07 | 0.07 | 0.07 |
| Cyprus / IV | / | 10k/Q ² | - | - |
| Czech Republic / V | - | 0.1 | 0.1 | 0.1 |
| Denmark / VI | 5 | 0.1 | 0.05 | 0.05 |
| Estonia | - | 0.1 | 0.05 | 0.05 |
| Finland / VII | - | 0.2 | 0.1 | 0.1 |
| France / VIII | - | 5 or 25 k/q | - | - |
| France / IX | 5 | 0.1 | 0.05 | 0.05 |
| Germany / X | 3 | β | - | - |
| Greece / XI | 5 | 0.1 | 0.05 | 0.05 |
| Hungary | - | 0.15 | 0.1 | 0.15 |
| Ireland / XII | 4 | 0.05 | 0.05 | 0.05 |
| Italy / XIII | 3 | 0.025 | 0.025 | 0.025 |
| Lithuania / XIV | 10 | 0.1 | 0.05 | 0.05 |
| Luxembourg / XV | 6 | 0.15 | 0.15 | 0.15 |
| Malta / XVI | - | - | - | - |
| Netherlands / XVII | 5 | 0.075 | 0.075 | 0.075 |
| Norway / XVIII | 5 | 0.1 | 0.05 | 0.05 |
| Poland | - | 0.3 | 0.3 | 0.3 |
| Portugal / XIX | 5 | 0.025 | 0.025 | 0.025 |
| Romania / XX | 10 | 0.1 | 0.05 | 0.05 |

| | | | | |
|-----------------------|---|------|------|------|
| Slovakia | - | 0.1 | 0.1 | 0.1 |
| Slovenia | - | 0.15 | 0.15 | 0.15 |
| Spain / XXI | 3 | 0.1 | 0.05 | 0.05 |
| Sweden / XXII | 5 | 0.1 | 0.05 | 0.05 |
| Switzerland / XXIII | 6 | 0.15 | 0.15 | 0.15 |
| United Kingdom / XXIV | 4 | 0.1 | 0.1 | 0.1 |

SECTION 12: Ecological information

12.1. Toxicity

| | |
|-------------------|-------------------------------------------------------------------------------------------------------------------------|
| Ecology - general | : The product is not considered harmful to aquatic organisms nor to cause long-term adverse effects in the environment. |
| Aquatic acute | : Not classified |
| Aquatic chronic | : Not classified |

12.2. Persistence and degradability

No additional information available

12.3. Bioaccumulative potential

SS-Super Iron

| | |
|---------------------------|-------------------------------------|
| Bioaccumulative potential | No additional information available |
|---------------------------|-------------------------------------|

12.4. Mobility in soil

SS-Super Iron

| | |
|------------------|-------------------------------------|
| Mobility in soil | No additional information available |
|------------------|-------------------------------------|

12.5. Results of PBT and vPvB assessment

No additional information available

12.6. Other adverse effects

| | |
|-----------------------|---------------------------------------|
| Ozone | : Not classified |
| Other adverse effects | : No additional information available |

SECTION 13: Disposal considerations

13.1. Waste treatment methods

| | |
|-------------------------|-------------------------------------------------------------------------------------------------------------|
| Waste treatment methods | : Eliminate the contents container in accordance with the separation instructions of the approved collector |
|-------------------------|-------------------------------------------------------------------------------------------------------------|

SECTION 14: Transport information

In accordance with ADR / RID / IMDG / IATA / ADN

| ADR | IMDG | IATA | ADN | RID |
|-------------------------------------------|-------------------------------------------------------------|------------------------------------|------------------------------------|------------------------------------|
| 14.1. UN number | | | | |
| Not regulated for transport | | | | |
| 14.2. UN proper shipping name | | | | |
| Not applicable | Not applicable | Not applicable | Not applicable | Not applicable |
| 14.3. Transport hazard class(es) | | | | |
| Not applicable | Not applicable | Not applicable | Not applicable | Not applicable |
| Not applicable | Not applicable | Not applicable | Not applicable | Not applicable |
| 14.4. Packing group | | | | |
| Not applicable | Not applicable | Not applicable | Not applicable | Not applicable |
| 14.5. Environmental hazards | | | | |
| Dangerous for the environment : No | Dangerous for the environment : No Marine pollutant : No | Dangerous for the environment : No | Dangerous for the environment : No | Dangerous for the environment : No |
| No supplementary information available | | | | |
| 14.6. Special precautions for user | | | | |

- Overland transport

No data available

- Transport by sea
No data available

- Air transport
No data available

- Inland waterway transport
No data available

- Rail transport
No data available

14.7. Transport in bulk according to Annex II of MARPOL 73/78 and the IBC Code

Not applicable

SECTION 15: Regulatory information

15.1. Safety, health and environmental regulations/legislation specific for the substance or mixture

15.1.1. National regulations

This product doesn't contain any substances that is controlled or prohibited for use according to the Regulation for Reduction of Ozone Depleting Substances published in the Official Journal numbered 27052 on November 12, 2008.

SECTION 16: Other information

Abbreviations and acronyms:

| | |
|-------|------------------------------------------------------------------------------------------|
| ADR | Accord Européen Relatif Au Transport International Des Marchandises Dangereuses Par Rout |
| CLP | Classification, Labelling and Packaging |
| IATA | International Air Transport Association |
| REACH | Registration, Evaluation, Authorisation and Restriction of Chemicals |
| SDS | Safety Data Sheet |

Data sources : Classification according to Classification, Labelling and Packaging of Substances and Mixtures (SEA) Regulation published in the Official Journal numbered 28848 on December 11, 2013.

Full text of H-phrases

| | |
|------|------------------------------------------------------------------------------|
| H315 | Causes skin irritation. |
| H317 | May cause an allergic skin reaction. |
| H335 | May cause respiratory irritation. |
| H350 | May cause cancer. |
| H372 | Causes damage to organs through prolonged or repeated exposure (inhalation). |
| H412 | Harmful to aquatic life with long lasting effects |

Safety Data Sheet author's Name : Berk SANDIKCIOĞLU
 Certificate number : TÜV/01.221.04
 Certificate valid until : 18/01/2027
 Contact information : info@besacevre.com / +90 0554 615 44 24



SDS Turkey

This information is based on our current knowledge and is intended to describe the product for the purposes of health, safety and environmental requirements only. It should not therefore be construed as guaranteeing any specific property of the product



SECTION 1: Identification of the substance/mixture and of the company/undertaking

1.1. Product identifier

Product form : Solid
Trade name : Coante Mineral Surfaces

Identified uses of the substance or mixture and uses advised against

Use of the substance/mixture : Quartz surfacing designed for use indoors, particularly kitchen countertops and bathroom vanities, flooring, cladding and other similar uses

1.3. Details of the supplier of the safety data sheet

Ermaş Madencilik Sanayi Turizm Ticaret Anonim Şirketi (Coante Quartz Surfaces)
Paşapınarı Neighborhood Commercial Area 4th Street No:14 Menteşe
Muğla-Türkiye
T: +90 252 225 51 52 Fax: +90 252 242 37 48
www.coante.com e-mail: info@coante.com

1.4. Emergency telephone number

Ermaş Madencilik Sanayi Turizm Ticaret Anonim Şirketi (Coante Quartz Surfaces)
Paşapınarı Neighborhood Commercial Area 4th Street No:14 Menteşe
Muğla-Türkiye
T: +90 252 225 51 52 Fax: +90 252 242 37 48
www.coante.com e-mail: info@coante.com

SECTION 2: Hazards identification

2.1. Classification of the substance or mixture

Classification according to Classification, Labelling and Packaging of Substances and Mixtures (SEA) Regulation published in the Official Journal numbered 28848 on December 11, 2013.

Skin Irrit. 2 Category 2 :H315
Skin Sens. 1 Category 1 :H317
Aquatic Chronic 3 Category 3 :H412

Adverse physicochemical, human health and environmental effects : To our knowledge, this product does not present any particular risk, provided it is handled in accordance with good occupational hygiene and safety practice.

2.2. Label elements

Classification according to Classification, Labelling and Packaging of Substances and Mixtures (SEA) Regulation published in the Official Journal numbered 28848 on December 11, 2013.

Pictogram :



GHS07 GHS08 GHS09

Signal word (SEA) : Warning

Hazard statements (SEA) :

H315: Causes skin irritation.
H317: May cause an allergic skin reaction.
H335: May cause respiratory irritation.
H350: May cause cancer.
H372: Causes damage to organs through prolonged or repeated exposure (inhalation).
H412: Harmful to aquatic life with long lasting effects.

Precautionary statements (SEA)

P201 : Obtain special instructions before use.
P202 : Do not handle until all safety precautions have been read and understood.
P260: Do not breathe dust or fumes.
P264: Wash hands and face thoroughly after handling.

- P270: Do not eat, drink or smoke when using this product.
- P271: Use only outdoors or in a well-ventilated area.
- P272: Contaminated work clothing should not be allowed out of the workplace.
- P273: Avoid release to the environment.
- P280: Wear protective gloves, clothing, eye and face protection.
- P284: [In case of inadequate ventilation] wear respiratory protection.
- P285: In case of inadequate ventilation, wear respiratory protection.
- P302+P352: IF ON SKIN: Wash with plenty of soap and water.
- P314 – Get medical advice/attention if you feel unwell.
- P333 + P313: If skin irritation or rash occurs: Get medical advice/attention.
- 362 + P364 : Take off contaminated clothing and wash it before reuse.
- P501: Dispose of contents/container in accordance with local regulations.

Disposal

2.3. Other hazards

Other hazards not contributing to the classification
No additional information available

SECTION 3: Composition/Information on ingredients

3.1. Substances

Not applicable

3.2. Mixtures

| Name | Product identifier | % | Classification according to Classification, Labelling and Packaging of Substances and Mixtures (SEA) Regulation published in the Official Journal numbered 28848 on December 11, 2013. |
|-----------------------------------------------|--------------------------------------------|------|----------------------------------------------------------------------------------------------------------------------------------------------------------------------------------------|
| Quartz, Quartzite, Silis kumu Cristobalite | (CAS No) 14808-60-7 (CAS No) 14464-46-1 | 0-93 | Stot Re. 1 (H372) Carc. 1A, (H350) |
| Glass chips | (CAS No) 14808-60-7 | 0-93 | Not determined |
| Mirror chips | (CAS No) 65997-17-3 | 0-45 | Not determined |
| Other silicate minerals | - | 0-93 | Not determined |
| Titanium Dioxide, pigment | (CAS No) 13463-67-7 | 0-4 | Carc. 2 (H351) |
| Inorganic oxide high temperature pigments | - | 0-4 | Eye Irrit. 2 (H319) / STOT SE 3 (H335) |
| Unsaturated polyester resin (Styrene) | Stiren (Cas No) 100-42-5 | 7-16 | Flam. Liq. 3 (H226) / Acute Tox. 4 (H332) / Skin Irrit. 2 (H315) / Eye Irrit. 2 (H319) / STOT SE 3 (H335) |

Full text of H-statements: see section 16

SECTION 4: First aid measures

4.1. Description of first aid measures

- First-aid measures after inhalation : Remove person to fresh air and keep comfortable for breathing.
- First-aid measures after skin contact : Wash skin with plenty of water.
- First-aid measures after eye contact : Rinse eyes with water as a precaution.
- First-aid measures after ingestion : If you feel unwell, call a poison center or doctor / physician.

4.2. Most important symptoms and effects, both acute and delayed

No additional information available

4.3. Indication of any immediate medical attention and special treatment needed

Treat symptomatically.

SECTION 5: Firefighting measures

5.1. Extinguishing media

- Suitable extinguishing media : Water spray. Dry powder. Foam. Carbon dioxide.

5.2. Special hazards arising from the substance or mixture

Hazardous decomposition products in case of fire : Toxic fumes may be released.

5.3. Advice for firefighters

Protection during firefighting : Do not attempt to take action without suitable protective equipment. Self-contained breathing apparatus. Complete protective clothing.

SECTION 6: Accidental release measures

6.1. Personal precautions, protective equipment and emergency procedures

6.1.1. For non-emergency personnel

Emergency procedures : Ventilate spillage area.

6.1.2. For emergency responders

Protective equipment : Do not attempt to take action without suitable protective equipment. For further information refer to section 8: "Exposure controls/personal protection".

6.2. Environmental precautions

Avoid release to the environment.

6.3. Methods and material for containment and cleaning up

Methods for cleaning up : Take up liquid spill into absorbent material.

Other information : Dispose of materials or solid residues at an authorized site.

6.4. Reference to other sections

For further information refer to section 8 : Exposure-controls/personal protection".

SECTION 7: Handling and storage

7.1. Precautions for safe handling

Precautions for safe handling : Ensure good ventilation of the work station. Wear personal protective equipment.

Hygiene measures : Do not eat, drink or smoke when using this product. Always wash hands after handling the product.

7.2. Conditions for safe storage, including any incompatibilities

Storage conditions : Store in a well-ventilated place.

7.3. Specific end use(s)

No additional information available

SECTION 8: Exposure controls/personal protection

8.1. Control parameters

No additional information available

8.2. Exposure controls

Appropriate engineering controls : Ensure good ventilation of the work station.

Hand protection : Protective gloves

Eye protection : Safety glasses

Skin and body protection : Wear suitable protective clothing

Respiratory protection : In case of insufficient ventilation, wear suitable respiratory equipment.

Environmental exposure controls : Avoid release to the environment.

SECTION 9: Physical and chemical properties

9.1. Information on basic physical and chemical properties

Physical state : Solid

Color : Various

Odor : Odorless

Odor threshold : No data available

pH : No data available

Relative evaporation rate (butyl acetate=1) : No data available

Melting point : 1,958*10⁻⁵ °C

| | |
|----------------------------------|---------------------------------|
| Freezing point | : 1,637**10 ⁻⁵ °C |
| Boiling point | : No data available |
| Flash point | : No data available |
| Auto-ignition temperature | : No data available |
| Decomposition temperature | : No data available |
| Flammability (solid, gas) | : Not applicable |
| Vapor pressure | : No data available |
| Relative vapor density at 20 °C | : No data available |
| Relative Density | : 2-2,5 kg/m ³ |
| Solubility | : No data available |
| Log Pow | : No data available |
| Viscosity, kinematic | : No data available |
| Viscosity, dynamic | : No data available |
| Explosive properties | : No data available |
| Coefficient of Thermal Expansion | : 19–20 × 10 ⁻⁶ / °C |
| Bending Stress | : > 40 MPa |

9.2. Other information

No additional information available

SECTION 10: Stability and reactivity

10.1. Reactivity

The product is not reactive under normal conditions of use, storage and transport

10.2. Chemical stability

Stable under normal conditions.

10.3. Possibility of hazardous reactions

No dangerous reactions known under normal conditions of use.

10.4. Conditions to avoid

Not available under recommended storage and handling conditions (see section 7)

10.5. Incompatible materials

No additional information available

10.6. Hazardous decomposition products

No hazardous decomposition products are expected under normal conditions of storage and use.

SECTION 11: Toxicological information

11.1. Information on toxicological effects

| Quartz (14808-60-7) | | |
|-------------------------|--------------------------------------|---------------------------------------------------------|
| Region / Authority | Limit Type | Limit Value |
| USA ACGIH | ACGIH TWA (mg/m ³) | 0.025 mg/m ³ (respirable particulate matter) |
| USA ACGIH | ACGIH chemical category | A2 – Suspected Human Carcinogen |
| USA OSHA/ CAL OSHA | OSHA PEL (TWA) (mg/m ³) | 50 µg/m ³ |
| USA NIOSH | NIOSH REL (TWA) (mg/m ³) | 0.05 mg/m ³ (respirable dust) |
| USA IDLH | US IDLH (mg/m ³) | 50 mg/m ³ (respirable dust) |
| Alberta | OEL TWA (mg/m ³) | 0.025 mg/m ³ (respirable particulate matter) |
| British Columbia | OEL TWA (mg/m ³) | 0.025 mg/m ³ (respirable particulate matter) |
| Manitoba | OEL TWA (mg/m ³) | 0.025 mg/m ³ (respirable particulate matter) |
| New Brunswick | OEL TWA (mg/m ³) | 0.025 mg/m ³ (respirable particulate matter) |
| Newfoundland & Labrador | OEL TWA (mg/m ³) | 0.025 mg/m ³ (respirable particulate matter) |
| Nova Scotia | OEL TWA (mg/m ³) | 0.025 mg/m ³ (respirable particulate matter) |
| Nunavut | OEL TWA (mg/m ³) | 0.05 mg/m ³ (respirable fraction) |
| Northwest Territories | OEL TWA (mg/m ³) | 0.05 mg/m ³ (respirable fraction) |
| Ontario | OEL TWA (mg/m ³) | 0.1 mg/m ³ |

Coante Mineral Surfaces

Safety Data Sheet

In accordance with the number 28848 date 11.12.2013 related on the information form for preparations and distribution of hazardous materials

Date of issue: 03/11/2025

Version: 1.0

| | | |
|----------------------------------|--------------------------------------|---------------------------------------------------------|
| Prince Edward Island | OEL TWA (mg/m ³) | 0.025 mg/m ³ (respirable particulate matter) |
| Quebec | VEMP (mg/m ³) | 0.1 mg/m ³ (respirable dust) |
| Saskatchewan | OEL TWA (mg/m ³) | 0.05 mg/m ³ (respirable fraction) |
| Yukon | OEL TWA (mg/m ³) | 0.1 mg/m ³ |
| Mexico | NOM-010-STPS-2014 | 0.025 mg/m ³ (respirable dust) |
| Cristobalite (14464-46-1) | | |
| Region / Authority | Limit Type | Limit Value |
| USA ACGIH | ACGIH TWA (mg/m ³) | 0.025 mg/m ³ (respirable particulate matter) |
| USA ACGIH | ACGIH chemical category | A2 - Suspected Human Carcinogen |
| USA OSHA | OSHA PEL (TWA) (mg/m ³) | 50 µg/m ³ |
| USA NIOSH | NIOSH REL (TWA) (mg/m ³) | 0.05 mg/m ³ (respirable dust) |
| USA IDLH | US IDLH (mg/m ³) | 25 mg/m ³ (respirable dust) |
| Alberta | OEL TWA (mg/m ³) | 0.025 mg/m ³ (respirable particulate matter) |
| British Columbia | OEL TWA (mg/m ³) | 0.025 mg/m ³ (respirable particulate matter) |
| Manitoba | OEL TWA (mg/m ³) | 0.025 mg/m ³ (respirable particulate matter) |
| New Brunswick | OEL TWA (mg/m ³) | 0.025 mg/m ³ (respirable particulate matter) |
| Newfoundland & Labrador | OEL TWA (mg/m ³) | 0.025 mg/m ³ (respirable particulate matter) |
| Nova Scotia | OEL TWA (mg/m ³) | 0.025 mg/m ³ (respirable particulate matter) |
| Nunavut | OEL TWA (mg/m ³) | 0.05 mg/m ³ (respirable fraction) |
| Northwest Territories | OEL TWA (mg/m ³) | 0.05 mg/m ³ (respirable fraction) |
| Ontario | OEL TWA (mg/m ³) | 0.1 mg/m ³ |
| Prince Edward Island | OEL TWA (mg/m ³) | 0.025 mg/m ³ (respirable particulate matter) |
| Quebec | VEMP (mg/m ³) | 0.05 mg/m ³ (respirable dust) |
| Saskatchewan | OEL TWA (mg/m ³) | 0.05 mg/m ³ (respirable fraction) |
| Yukon | OEL TWA (mg/m ³) | 0.1 mg/m ³ |
| Mexico | NOM-010-STPS-2014 | 0.025 mg/m ³ (respirable dust) |

Occupational Exposure Limits in mg/m³ 8 hours TWA - Respirable dust - in EU 271 + Norway & Switzerland

| Country/Authority | Inert dust | Quartz (q) | Cristobalite (c) | Tridymite (t) |
|--------------------|------------|--------------------|------------------|---------------|
| Austria / I | 6 | 0.15 | 0.15 | 0.15 |
| Belgium / II | 3 | 0.1 | 0.05 | 0.05 |
| Bulgaria / III | 4 | 0.07 | 0.07 | 0.07 |
| Cyprus / IV | / | 10k/Q ² | - | - |
| Czech Republic / V | - | 0.1 | 0.1 | 0.1 |
| Denmark / VI | 5 | 0.1 | 0.05 | 0.05 |
| Estonia | - | 0.1 | 0.05 | 0.05 |
| Finland / VII | - | 0.2 | 0.1 | 0.1 |
| France / VIII | - | 5 or 25 k/q | - | - |
| France / IX | 5 | 0.1 | 0.05 | 0.05 |
| Germany / X | 3 | β | - | - |
| Greece / XI | 5 | 0.1 | 0.05 | 0.05 |
| Hungary | - | 0.15 | 0.1 | 0.15 |
| Ireland / XII | 4 | 0.05 | 0.05 | 0.05 |
| Italy / XIII | 3 | 0.025 | 0.025 | 0.025 |
| Lithuania / XIV | 10 | 0.1 | 0.05 | 0.05 |
| Luxembourg / XV | 6 | 0.15 | 0.15 | 0.15 |
| Malta / XVI | - | - | - | - |
| Netherlands / XVII | 5 | 0.075 | 0.075 | 0.075 |
| Norway / XVIII | 5 | 0.1 | 0.05 | 0.05 |
| Poland | - | 0.3 | 0.3 | 0.3 |
| Portugal / XIX | 5 | 0.025 | 0.025 | 0.025 |
| Romania / XX | 10 | 0.1 | 0.05 | 0.05 |

| | | | | |
|-----------------------|---|------|------|------|
| Slovakia | - | 0.1 | 0.1 | 0.1 |
| Slovenia | - | 0.15 | 0.15 | 0.15 |
| Spain / XXI | 3 | 0.1 | 0.05 | 0.05 |
| Sweden / XXII | 5 | 0.1 | 0.05 | 0.05 |
| Switzerland / XXIII | 6 | 0.15 | 0.15 | 0.15 |
| United Kingdom / XXIV | 4 | 0.1 | 0.1 | 0.1 |

SECTION 12: Ecological information

12.1. Toxicity

| | |
|-------------------|-------------------------------------------------------------------------------------------------------------------------|
| Ecology - general | : The product is not considered harmful to aquatic organisms nor to cause long-term adverse effects in the environment. |
| Aquatic acute | : Not classified |
| Aquatic chronic | : Not classified |

12.2. Persistence and degradability

No additional information available

12.3. Bioaccumulative potential

SS-Super Iron

| | |
|---------------------------|-------------------------------------|
| Bioaccumulative potential | No additional information available |
|---------------------------|-------------------------------------|

12.4. Mobility in soil

SS-Super Iron

| | |
|------------------|-------------------------------------|
| Mobility in soil | No additional information available |
|------------------|-------------------------------------|

12.5. Results of PBT and vPvB assessment

No additional information available

12.6. Other adverse effects

| | |
|-----------------------|---------------------------------------|
| Ozone | : Not classified |
| Other adverse effects | : No additional information available |

SECTION 13: Disposal considerations

13.1. Waste treatment methods

| | |
|-------------------------|-------------------------------------------------------------------------------------------------------------|
| Waste treatment methods | : Eliminate the contents container in accordance with the separation instructions of the approved collector |
|-------------------------|-------------------------------------------------------------------------------------------------------------|

SECTION 14: Transport information

In accordance with ADR / RID / IMDG / IATA / ADN

| ADR | IMDG | IATA | ADN | RID |
|-------------------------------------------|-------------------------------------------------------------|------------------------------------|------------------------------------|------------------------------------|
| 14.1. UN number | | | | |
| Not regulated for transport | | | | |
| 14.2. UN proper shipping name | | | | |
| Not applicable | Not applicable | Not applicable | Not applicable | Not applicable |
| 14.3. Transport hazard class(es) | | | | |
| Not applicable | Not applicable | Not applicable | Not applicable | Not applicable |
| Not applicable | Not applicable | Not applicable | Not applicable | Not applicable |
| 14.4. Packing group | | | | |
| Not applicable | Not applicable | Not applicable | Not applicable | Not applicable |
| 14.5. Environmental hazards | | | | |
| Dangerous for the environment : No | Dangerous for the environment : No Marine pollutant : No | Dangerous for the environment : No | Dangerous for the environment : No | Dangerous for the environment : No |
| No supplementary information available | | | | |
| 14.6. Special precautions for user | | | | |

- Overland transport

No data available

- Transport by sea
No data available

- Air transport
No data available

- Inland waterway transport
No data available

- Rail transport
No data available

14.7. Transport in bulk according to Annex II of MARPOL 73/78 and the IBC Code

Not applicable

SECTION 15: Regulatory information

15.1. Safety, health and environmental regulations/legislation specific for the substance or mixture

15.1.1. National regulations

This product doesn't contain any substances that is controlled or prohibited for use according to the Regulation for Reduction of Ozone Depleting Substances published in the Official Journal numbered 27052 on November 12, 2008.

SECTION 16: Other information

Abbreviations and acronyms:

| | |
|-------|------------------------------------------------------------------------------------------|
| ADR | Accord Européen Relatif Au Transport International Des Marchandises Dangereuses Par Rout |
| CLP | Classification, Labelling and Packaging |
| IATA | International Air Transport Association |
| REACH | Registration, Evaluation, Authorisation and Restriction of Chemicals |
| SDS | Safety Data Sheet |

Data sources : Classification according to Classification, Labelling and Packaging of Substances and Mixtures (SEA) Regulation published in the Official Journal numbered 28848 on December 11, 2013.

Full text of H-phrases

| | |
|------|------------------------------------------------------------------------------|
| H315 | Causes skin irritation. |
| H317 | May cause an allergic skin reaction. |
| H335 | May cause respiratory irritation. |
| H350 | May cause cancer. |
| H372 | Causes damage to organs through prolonged or repeated exposure (inhalation). |
| H412 | Harmful to aquatic life with long lasting effects |

Safety Data Sheet author's
Name : Berk SANDIKCIOĞLU
Certificate number : TÜV/01.221.04
Certificate valid until : 18/01/2027
Contact information : info@besacevre.com / +90 0554 615 44 24



SDS Turkey

This information is based on our current knowledge and is intended to describe the product for the purposes of health, safety and environmental requirements only. It should not therefore be construed as guaranteeing any specific property of the product



SECTION 1: Identification of the substance/mixture and of the company/undertaking

1.1. Product identifier

Product form : Solid
Trade name : Coante Arteo Surfaces

1.2. Identified uses of the substance or mixture and uses advised against

Use of the substance/mixture : Quartz surfacing designed for use indoors, particularly kitchen countertops and bathroom vanities, flooring, cladding and other similar uses

1.3. Details of the supplier of the safety data sheet

Ermaş Madencilik Sanayi Turizm Ticaret Anonim Şirketi (Coante Quartz Surfaces)
Paşapınarı Neighborhood Commercial Area 4th Street No:14 Menteşe
Muğla-Türkiye
T: +90 252 225 51 52 Fax: +90 252 242 37 48
www.coante.com e-mail: info@coante.com

1.4. Emergency telephone number

Ermaş Madencilik Sanayi Turizm Ticaret Anonim Şirketi (Coante Quartz Surfaces)
Paşapınarı Neighborhood Commercial Area 4th Street No:14 Menteşe
Muğla-Türkiye
T: +90 252 225 51 52 Fax: +90 252 242 37 48
www.coante.com e-mail: info@coante.com

SECTION 2: Hazards identification

2.1. Classification of the substance or mixture

Classification according to Classification, Labelling and Packaging of Substances and Mixtures (SEA) Regulation published in the Official Journal numbered 28848 on December 11, 2013.

Skin Irrit. 2 Category 2 :H315
Skin Sens. 1 Category 1 :H317
Aquatic Chronic 3 Category 3 :H412

Adverse physicochemical, human health and environmental effects : To our knowledge, this product does not present any particular risk, provided it is handled in accordance with good occupational hygiene and safety practice.

2.2. Label elements

Classification according to Classification, Labelling and Packaging of Substances and Mixtures (SEA) Regulation published in the Official Journal numbered 28848 on December 11, 2013.



Pictogram :

GHS07

GHS08

GHS09

Signal word (SEA) : Warning

Hazard statements (SEA) :

H315: Causes skin irritation.
H317: May cause an allergic skin reaction.
H335: May cause respiratory irritation.
H350: May cause cancer.
H372: Causes damage to organs through prolonged or repeated exposure (inhalation).
H412: Harmful to aquatic life with long lasting effects.
Precautionary statements (SEA)
P201 : Obtain special instructions before use.
P202 : Do not handle until all safety precautions have been read and understood.
P260 : Do not breathe dust or fumes.

- P264: Wash hands and face thoroughly after handling.
- P270: Do not eat, drink or smoke when using this product.
- P271: Use only outdoors or in a well-ventilated area.
- P272: Contaminated work clothing should not be allowed out of the workplace.
- P273: Avoid release to the environment.
- P280: Wear protective gloves, clothing, eye and face protection.
- P284: [In case of inadequate ventilation] wear respiratory protection.
- P285: In case of inadequate ventilation, wear respiratory protection.
- P302+P352: IF ON SKIN: Wash with plenty of soap and water.
- P314 – Get medical advice/attention if you feel unwell.
- P333 + P313: If skin irritation or rash occurs: Get medical advice/attention.
- 362 + P364 : Take off contaminated clothing and wash it before reuse.
- P501: Dispose of contents/container in accordance with local regulations.

Disposal

2.3. Other hazards

Other hazards not contributing to the classification

No additional information available

SECTION 3: Composition/Information on ingredients

3.1. Substances

Not applicable

3.2. Mixtures

| Name | Product identifier | % | Classification according to Classification, Labelling and Packaging of Substances and Mixtures (SEA) Regulation published in the Official Journal numbered 28848 on December 11, 2013. |
|-----------------------------------------------|--------------------------------------------|--------------|----------------------------------------------------------------------------------------------------------------------------------------------------------------------------------------|
| Quartz, Quartzite, Silis kumu Cristobalite | (CAS No) 14808-60-7 (CAS No) 14464-46-1 | 0-93 | Stot Re. 1 (H372) Carc. 1A, (H350) |
| Glass chips | (CAS No) 14808-60-7 | 0-93 | Not determined |
| Mirror chips | (CAS No) 65997-17-3 | 0-45 | Not determined |
| Other silicate minerals | - | 0-93 | Not determined |
| Titanium Dioxide, pigment | (CAS No) 13463-67-7 | 0-4 | Carc. 2 (H351) |
| Inorganic oxide high temperature pigments | - | 0-4 | Eye Irrit. 2 (H319) / STOT SE 3 (H335) |
| Unsaturated polyester resin (Styrene) | Stiren (Cas No) 100-42-5 | 7-16 | Flam. Liq. 3 (H226) / Acute Tox. 4 (H332) / Skin Irrit. 2 (H315) / Eye Irrit. 2 (H319) / STOT SE 3 (H335) |
| UV Armour | (CAS No) 475645-84-2 | 0,01 – 0,05% | Skin Irrit. 2 (H315) / Eye Irrit. 2 (H319) / Aquatic Chronic 3 (H412) |
| ISONIK B-K BLACK HLF | - | 0,02% | Skin Irrit. 2 – H315 Skin Sens. 1 – H317 Aquatic Chronic 3 – H412 |
| ISONIK B-K CYAN | - | 0,02% | Skin Irrit. 2 – H315 Skin Sens. 1 – H317 Aquatic Chronic 3 – H412 |
| ISONIK B-K LIGHT CYAN | - | 0,02% | Skin Irrit. 2 – H315 Skin Sens. 1 – H317 Aquatic Chronic 3 – H412 |
| ISONIK B-K LIGHT MAGENTA HD | - | 0,02% | Skin Irrit. 2 – H315 Skin Sens. 1 – H317 Aquatic Chronic 3 – H412 |
| ISONIK B-K MAGENTA HD | - | 0,02% | Skin Irrit. 2 – H315 Skin Sens. 1 – H317 Aquatic Chronic 3 – H412 |
| ISONIK B-K TOTAL BLACK | - | 0,02% | Skin Irrit. 2 – H315 Skin Sens. 1 – H317 Aquatic Chronic 3 – H412 |
| ISONIK B-K YELLOW | - | 0,02% | Skin Irrit. 2 – H315 Skin Sens. 1 – H317 Aquatic Chronic 3 – H412 |

| Name | Product identifier | % | Classification according to Classification, Labelling and Packaging of Substances and Mixtures (SEA) Regulation published in the Official Journal numbered 28848 on December 11, 2013. |
|-------------------------|--------------------|------------------|----------------------------------------------------------------------------------------------------------------------------------------------------------------------------------------|
| TRANSPRIMER Component A | - | 0,01 – 0,05% | Skin Irrit. 2 – H315 Skin Sens. 1 – H317 Aquatic Chronic 3 – H412 |
| TRANSPRIMER Component B | - | 0,0001 – 0,0005% | Skin Irrit. 2 – H315 Skin Sens. 1 – H317 Aquatic Chronic 3 – H412 |

Full text of H-statements: see section 16

SECTION 4: First aid measures

4.1. Description of first aid measures

- First-aid measures after inhalation : Remove person to fresh air and keep comfortable for breathing.
 First-aid measures after skin contact : Wash skin with plenty of water.
 First-aid measures after eye contact : Rinse eyes with water as a precaution.
 First-aid measures after ingestion : If you feel unwell, call a poison center or doctor / physician.

4.2. Most important symptoms and effects, both acute and delayed

No additional information available

4.3. Indication of any immediate medical attention and special treatment needed

Treat symptomatically.

SECTION 5: Firefighting measures

5.1. Extinguishing media

Suitable extinguishing media : Water spray. Dry powder. Foam. Carbon dioxide.

5.2. Special hazards arising from the substance or mixture

Hazardous decomposition products in case of fire : Toxic fumes may be released.

5.3. Advice for firefighters

Protection during firefighting : Do not attempt to take action without suitable protective equipment. Self-contained breathing apparatus. Complete protective clothing.

SECTION 6: Accidental release measures

6.1. Personal precautions, protective equipment and emergency procedures

6.1.1. For non-emergency personnel

Emergency procedures : Ventilate spillage area.

6.1.2. For emergency responders

Protective equipment : Do not attempt to take action without suitable protective equipment. For further information refer to section 8: "Exposure controls/personal protection".

6.2. Environmental precautions

Avoid release to the environment.

6.3. Methods and material for containment and cleaning up

Methods for cleaning up : Take up liquid spill into absorbent material.
 Other information : Dispose of materials or solid residues at an authorized site.

6.4. Reference to other sections

For further information refer to section 8 : Exposure-controls/personal protection".

SECTION 7: Handling and storage

7.1. Precautions for safe handling

Precautions for safe handling : Ensure good ventilation of the work station. Wear personal protective equipment.

Hygiene measures : Do not eat, drink or smoke when using this product. Always wash hands after handling the product.

7.2. Conditions for safe storage, including any incompatibilities

Storage conditions : Store in a well-ventilated place. Keep cool.

7.3. Specific end use(s)

No additional information available

SECTION 8: Exposure controls/personal protection

8.1. Control parameters

No additional information available

8.2. Exposure controls

Appropriate engineering controls : Ensure good ventilation of the work station.

Hand protection : Protective gloves

Eye protection : Safety glasses

Skin and body protection : Wear suitable protective clothing

Respiratory protection : In case of insufficient ventilation, wear suitable respiratory equipment.

Environmental exposure controls : Avoid release to the environment.

SECTION 9: Physical and chemical properties

9.1. Information on basic physical and chemical properties

Physical state : Solid
 Color : Various
 Odor : Odorless
 Odor threshold : No data available
 pH : No data available
 Relative evaporation rate (butyl acetate=1) : No data available
 Melting point : 1,958*10⁻⁵ °C
 Freezing point : 1,637**10⁻⁵ °C
 Boiling point : No data available
 Flash point : No data available
 Auto-ignition temperature : No data available
 Decomposition temperature : No data available
 Flammability (solid, gas) : Not applicable
 Vapor pressure : No data available
 Relative vapor density at 20 °C : No data available
 Relative Density : 2-2,5 kg/m³
 Solubility : No data available
 Log Pow : No data available
 Viscosity, kinematic : No data available
 Viscosity, dynamic : No data available
 Explosive properties : No data available
 Coefficient of Thermal Expansion : 19–20 × 10⁻⁶ / °C
 Bending Stress : > 40 MPa

9.2. Other information

No additional information available

SECTION 10: Stability and reactivity

10.1. Reactivity

The product is not reactive under normal conditions of use, storage and transport

10.2. Chemical stability

Stable under normal conditions.

10.3. Possibility of hazardous reactions

No dangerous reactions known under normal conditions of use.

10.4. Conditions to avoid

Not available under recommended storage and handling conditions (see section 7)

10.5. Incompatible materials

No additional information available

10.6. Hazardous decomposition products

No hazardous decomposition products are expected under normal conditions of storage and use.

SECTION 11: Toxicological information

11.1. Information on toxicological effects

| Quartz (14808-60-7) | | |
|----------------------------------|--------------------------------------|---------------------------------------------------------|
| Region / Authority | Limit Type | Limit Value |
| USA ACGIH | ACGIH TWA (mg/m ³) | 0.025 mg/m ³ (respirable particulate matter) |
| USA ACGIH | ACGIH chemical category | A2 - Suspected Human Carcinogen |
| USA OSHA/ CAL OSHA | OSHA PEL (TWA) (mg/m ³) | 50 µg/m ³ |
| USA NIOSH | NIOSH REL (TWA) (mg/m ³) | 0.05 mg/m ³ (respirable dust) |
| USA IDLH | US IDLH (mg/m ³) | 50 mg/m ³ (respirable dust) |
| Alberta | OEL TWA (mg/m ³) | 0.025 mg/m ³ (respirable particulate matter) |
| British Columbia | OEL TWA (mg/m ³) | 0.025 mg/m ³ (respirable particulate matter) |
| Manitoba | OEL TWA (mg/m ³) | 0.025 mg/m ³ (respirable particulate matter) |
| New Brunswick | OEL TWA (mg/m ³) | 0.025 mg/m ³ (respirable particulate matter) |
| Newfoundland & Labrador | OEL TWA (mg/m ³) | 0.025 mg/m ³ (respirable particulate matter) |
| Nova Scotia | OEL TWA (mg/m ³) | 0.025 mg/m ³ (respirable particulate matter) |
| Nunavut | OEL TWA (mg/m ³) | 0.05 mg/m ³ (respirable fraction) |
| Northwest Territories | OEL TWA (mg/m ³) | 0.05 mg/m ³ (respirable fraction) |
| Ontario | OEL TWA (mg/m ³) | 0.1 mg/m ³ |
| Prince Edward Island | OEL TWA (mg/m ³) | 0.025 mg/m ³ (respirable particulate matter) |
| Quebec | VEMP (mg/m ³) | 0.1 mg/m ³ (respirable dust) |
| Saskatchewan | OEL TWA (mg/m ³) | 0.05 mg/m ³ (respirable fraction) |
| Yukon | OEL TWA (mg/m ³) | 0.1 mg/m ³ |
| Mexico | NOM-010-STPS-2014 | 0.025 mg/m ³ (respirable dust) |
| Cristobalite (14464-46-1) | | |
| Region / Authority | Limit Type | Limit Value |
| USA ACGIH | ACGIH TWA (mg/m ³) | 0.025 mg/m ³ (respirable particulate matter) |
| USA ACGIH | ACGIH chemical category | A2 - Suspected Human Carcinogen |
| USA OSHA | OSHA PEL (TWA) (mg/m ³) | 50 µg/m ³ |
| USA NIOSH | NIOSH REL (TWA) (mg/m ³) | 0.05 mg/m ³ (respirable dust) |
| USA IDLH | US IDLH (mg/m ³) | 25 mg/m ³ (respirable dust) |
| Alberta | OEL TWA (mg/m ³) | 0.025 mg/m ³ (respirable particulate matter) |
| British Columbia | OEL TWA (mg/m ³) | 0.025 mg/m ³ (respirable particulate matter) |
| Manitoba | OEL TWA (mg/m ³) | 0.025 mg/m ³ (respirable particulate matter) |
| New Brunswick | OEL TWA (mg/m ³) | 0.025 mg/m ³ (respirable particulate matter) |
| Newfoundland & Labrador | OEL TWA (mg/m ³) | 0.025 mg/m ³ (respirable particulate matter) |
| Nova Scotia | OEL TWA (mg/m ³) | 0.025 mg/m ³ (respirable particulate matter) |

| | | |
|-----------------------|------------------------------|---------------------------------------------------------|
| Nunavut | OEL TWA (mg/m ³) | 0.05 mg/m ³ (respirable fraction) |
| Northwest Territories | OEL TWA (mg/m ³) | 0.05 mg/m ³ (respirable fraction) |
| Ontario | OEL TWA (mg/m ³) | 0.1 mg/m ³ |
| Prince Edward Island | OEL TWA (mg/m ³) | 0.025 mg/m ³ (respirable particulate matter) |
| Quebec | VEMP (mg/m ³) | 0.05 mg/m ³ (respirable dust) |
| Saskatchewan | OEL TWA (mg/m ³) | 0.05 mg/m ³ (respirable fraction) |
| Yukon | OEL TWA (mg/m ³) | 0.1 mg/m ³ |
| Mexico | NOM-010-STPS-2014 | 0.025 mg/m ³ (respirable dust) |

Occupational Exposure Limits in mg/m³ 8 hours TWA - Respirable dust - in EU 271 + Norway & Switzerland

| Country/Authority | Inert dust | Quartz (q) | Cristobalite (c) | Tridymite (t) |
|-----------------------|------------|--------------------|------------------|---------------|
| Austria / I | 6 | 0.15 | 0.15 | 0.15 |
| Belgium / II | 3 | 0.1 | 0.05 | 0.05 |
| Bulgaria / III | 4 | 0.07 | 0.07 | 0.07 |
| Cyprus / IV | / | 10k/Q ² | - | - |
| Czech Republic / V | - | 0.1 | 0.1 | 0.1 |
| Denmark / VI | 5 | 0.1 | 0.05 | 0.05 |
| Estonia | - | 0.1 | 0.05 | 0.05 |
| Finland / VII | - | 0.2 | 0.1 | 0.1 |
| France / VIII | - | 5 or 25 k/q | - | - |
| France / IX | 5 | 0.1 | 0.05 | 0.05 |
| Germany / X | 3 | β | - | - |
| Greece / XI | 5 | 0.1 | 0.05 | 0.05 |
| Hungary | - | 0.15 | 0.1 | 0.15 |
| Ireland / XII | 4 | 0.05 | 0.05 | 0.05 |
| Italy / XIII | 3 | 0.025 | 0.025 | 0.025 |
| Lithuania / XIV | 10 | 0.1 | 0.05 | 0.05 |
| Luxembourg / XV | 6 | 0.15 | 0.15 | 0.15 |
| Malta / XVI | - | - | - | - |
| Netherlands / XVII | 5 | 0.075 | 0.075 | 0.075 |
| Norway / XVIII | 5 | 0.1 | 0.05 | 0.05 |
| Poland | - | 0.3 | 0.3 | 0.3 |
| Portugal / XIX | 5 | 0.025 | 0.025 | 0.025 |
| Romania / XX | 10 | 0.1 | 0.05 | 0.05 |
| Slovakia | - | 0.1 | 0.1 | 0.1 |
| Slovenia | - | 0.15 | 0.15 | 0.15 |
| Spain / XXI | 3 | 0.1 | 0.05 | 0.05 |
| Sweden / XXII | 5 | 0.1 | 0.05 | 0.05 |
| Switzerland / XXIII | 6 | 0.15 | 0.15 | 0.15 |
| United Kingdom / XXIV | 4 | 0.1 | 0.1 | 0.1 |

SECTION 12: Ecological information

12.1. Toxicity

| | |
|-------------------|-------------------------------------------------------------------------------------------------------------------------|
| Ecology - general | : The product is not considered harmful to aquatic organisms nor to cause long-term adverse effects in the environment. |
| Aquatic acute | : Not classified |
| Aquatic chronic | : Not classified |

12.2. Persistence and degradability

No additional information available

12.3. Bioaccumulative potential

SS-Super Iron

Bioaccumulative potential : No additional information available

12.4. Mobility in soil

SS-Super Iron

Mobility in soil : No additional information available

12.5. Results of PBT and vPvB assessment

No additional information available

12.6. Other adverse effects

Ozone : Not classified
Other adverse effects : No additional information available

SECTION 13: Disposal considerations

13.1. Waste treatment methods

Waste treatment methods : Eliminate the contents container in accordance with the separation instructions of the approved collector

SECTION 14: Transport information

In accordance with ADR / RID / IMDG / IATA / ADN

| ADR | IMDG | IATA | ADN | RID |
|-----------------------------------------|-------------------------------------------------------------|------------------------------------|------------------------------------|------------------------------------|
| 14.1. UN number | | | | |
| Not regulated for transport | | | | |
| 14.2. UN proper shipping name | | | | |
| Not applicable | Not applicable | Not applicable | Not applicable | Not applicable |
| 14.3. Transport hazard class(es) | | | | |
| Not applicable | Not applicable | Not applicable | Not applicable | Not applicable |
| Not applicable | Not applicable | Not applicable | Not applicable | Not applicable |
| 14.4. Packing group | | | | |
| Not applicable | Not applicable | Not applicable | Not applicable | Not applicable |
| 14.5. Environmental hazards | | | | |
| Dangerous for the environment : No | Dangerous for the environment : No Marine pollutant : No | Dangerous for the environment : No | Dangerous for the environment : No | Dangerous for the environment : No |
| No supplementary information available | | | | |

14.6. Special precautions for user

- Overland transport
No data available
- Transport by sea
No data available
- Air transport
No data available
- Inland waterway transport
No data available
- Rail transport
No data available

14.7. Transport in bulk according to Annex II of MARPOL 73/78 and the IBC Code

Not applicable

SECTION 15: Regulatory information

15.1. Safety, health and environmental regulations/legislation specific for the substance or mixture

15.1.1. National regulations

This product doesn't contain any substances that is controlled or prohibited for use according to the Regulation for Reduction of Ozone Depleting Substances published in the Official Journal numbered 27052 on November 12, 2008.

SECTION 16: Other information

Abbreviations and acronyms:

| | |
|-------|------------------------------------------------------------------------------------------|
| ADR | Accord Européen Relatif Au Transport International Des Marchandises Dangereuses Par Rout |
| CLP | Classification, Labelling and Packaging |
| IATA | International Air Transport Association |
| REACH | Registration, Evaluation, Authorisation and Restriction of Chemicals |
| SDS | Safety Data Sheet |

Data sources : Classification according to Classification, Labelling and Packaging of Substances and Mixtures (SEA) Regulation published in the Official Journal numbered 28848 on December 11, 2013.

Full text of H-phrases

| | |
|------|------------------------------------------------------------------------------|
| H315 | Causes skin irritation. |
| H317 | May cause an allergic skin reaction. |
| H335 | May cause respiratory irritation. |
| H350 | May cause cancer. |
| H372 | Causes damage to organs through prolonged or repeated exposure (inhalation). |
| H412 | Harmful to aquatic life with long lasting effects |

Safety Data Sheet author's Name : Berk SANDIKCIOĞLU
 Certificate number : TÜV/01.221.04
 Certificate valid until : 18/01/2027
 Contact information : info@besacevre.com / +90 0554 615 44 24



SDS Turkey

This information is based on our current knowledge and is intended to describe the product for the purposes of health, safety and environmental requirements only. It should not therefore be construed as guaranteeing any specific property of the product





[coante.com](https://www.coante.com)

